

Public Document Pack



County Hall
Rhadyr
Usk
NP15 1GA

Wednesday, 26 October 2016

Notice of Reports Received following Publication of Agenda.

Children and Young People Select Committee

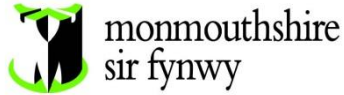
Thursday, 3rd November, 2016 at 10.00 am,
County Hall, The Rhadyr, Usk, NP15 1GA

Attached are reports that the committee will consider as part of the original agenda but were submitted to democratic services following publication of the agenda.

Item No	Item	Pages
5.	Welsh Education Strategic Plan (To follow).	1 - 22
8.	Quarter 2 Performance Report 2016/17 (To follow).	23 - 42
10.	Children and Young People Select Committee Forward Work Plan (To follow).	43 - 46

Paul Matthews
Chief Executive

This page is intentionally left blank



SUBJECT: DRAFT WELSH IN EDUCATION STRATEGIC PLAN 2017-2020

MEETING: CHILDREN AND YOUNG PEOPLE SELECT COMMITTEE

DATE: 3rd November 2016

DIVISION/WARDS AFFECTED: ALL

1. PURPOSE:

1.1 To present to the Children and Young People's Directorate Select Committee the Draft Welsh in Education Strategic Plan (WESP) 2017-2020 for Monmouthshire County Council.

1.2 To consult with Members of the Children and Young People's committee on the information contained in this report as part of the statutory eight-week consultation period with all key partners and statutory consultees.

2. RECOMMENDATIONS:

2.1 For Members of the Children and Young People's Select Committee to receive the Draft Monmouthshire WESP 2017-2020 Plan and respond to the proposals and plans contained within it as part of the consultation process

3. KEY ISSUES:

3.1 Welsh Government's vision is to see one million Welsh speakers across Wales by 2050 and in order to achieve this the following actions will need to happen:

- more children in Welsh-medium education;
- better planning in relation to how people learn the language;
- more easy-to-access opportunities for people to use the language;
- a stronger infrastructure and a revolution to improve digital provision in Welsh; and
- a sea change in the way we speak about it.

Education is one of the key drivers to realise this vision through ensuring that children have the opportunity to develop their Welsh skills at an early age to create new speakers of the future.

3.2 The WESP is the key strategic document for local authorities to publish its plans for the expansion of Welsh-medium education over the next three years.

3.3 The WESP continues to focus on the five outcomes in the previous Welsh-medium Education Strategy 2010 which are:

- more seven-year-old children being taught through the medium of Welsh as a percentage of the Year 2 cohort;
- more learners continuing to improve their language skills on transfer from primary school to secondary school;
- more learners studying for qualifications through the medium of Welsh;
- more learners aged 16-19 studying Welsh and subjects through the medium of Welsh; and
- more learners with improved skills in Welsh

3.4 In addition, local authorities are required to address standards of attainment in Welsh and Welsh Second Language, Welsh-medium provision for learning with additional learning needs (ALN) and workforce planning and continuous professional development.

3.5 The final WESP plan must be submitted to Welsh Government by 20th December 2016 with implementation from 1st April 2017.

4. REASONS:

4.1 The authority are required to comply with guidance issued by Welsh Ministers under section 87 of the Schools Standards and Organisation (Wales) Act 2013 to submit a WESP and consult widely on its contents.

5. RESOURCE IMPLICATIONS:

5.1 At the conclusion of the consultation, we will be in a position to advise if there are any potential resource implications for MCC.

6. WELLBEING OF FUTURE GENERATIONS IMPLICATIONS (INCORPORATING EQUALITIES, SUSTAINABILITY, SAFEGUARDING AND CORPORATE PARENTING)

6.1 The impact of the plan on both areas will be evaluated during the consultation period. This evaluation will be submitted along with the final proposed plan for consideration.

7. CONSULTEES:

- Members of the Children and Young People's Select Committee
- neighbouring local authorities
- head teacher of each school
- governing body of each school
- further education sector in its area
- in relation to any foundation or voluntary school in its area – the person who appoints the foundation governors
- if the school has a religious character, the appropriate religious body
- Welsh Language Commissioner
- Early Years Development and Childcare Partnership

- school councils
- Her Majesty's Chief Inspector of Education and Training in Wales
- Local Welsh Medium Forum
- Urdd
- Menter Iaith
- Other such organisations providing services to children and young people as the local authority

8. BACKGROUND PAPERS:

- Welsh in Education Strategic Plans
- Estyn Thematic Report Local Authority Welsh in Education Strategic Plans September 2016
- Consultation on a Welsh Government draft strategy: a million Welsh speakers by 2050
- Monmouthshire Welsh Language Strategy 2017 -2022
- Welsh-medium Education Strategy: next steps

9. AUTHOR:

Sharon Randall-Smith

Head of Service Children and Young People Directorate

10. CONTACT DETAILS:

Tel: 01633644208/ 07973884461

E-mail: SharonRandall-Smith@monmouthshire.gov.uk

Monmouthshire County Council Welsh in Education Strategic Plan (WESP)



2017-2020

[Contents](#)

	Page
Section 1	3
Monmouthshire’s Vision for Welsh in Education 2017-2020	3
Section 2	6
Transport	6
Section 3	6
Outcome 1	6
Outcome 2	9
Outcome 3	10
Outcome 4	10
Outcome 5	12
Outcome 6	15
Outcome 7	18
Annex 1	
List of Statutory Consultees	19
Annex 2	
Timetable and Framework for WESP 2017-2010	20
Annex 3	
Data	21

Section 1

1. Monmouthshire’s Vision for Welsh in Education 2017-2020

1.1 Our new Welsh in Education Strategic Plan for 2017-2020 comes at a very opportune for the Welsh language in our county. In 2016, Monmouthshire hosted the National Eisteddfod for the first time in over 100 years. The enthusiasm with which the county, its people and businesses seized the opportunity to promote and embrace this unique festival has provided us with the ideal momentum to build a legacy by playing our part in achieving the Welsh Government vision of seeing one million Welsh speakers across the country, by 2050

- 1.2 Twenty-five years ago the proportion of people speaking Welsh in the country was at an all-time low and there was precious little to indicate that the fortunes of the language would ever revive in the area. However, in the years following, the language has revived remarkably and in that time we have seen a four-fold increase with the 2011 census showing that 8,780 Monmouthshire residents are fluent Welsh speakers with many thousands of others having some level of language skill.
- 1.3 2016 heralded the introduction of The Well-being of Future Generations Act with a clear goal for public bodies to work towards a Wales of thriving culture and vibrant Welsh language. We also have our own set of Welsh Language Standards that are brought about by the Welsh Language (Wales) Measure 2011. One of the Standards requires us to draw up a 5 Year Strategy, which will demonstrate how we will as a Council promote the Language and increase the numbers of Welsh speakers within the County. Added to this is the “More than Words Strategy 2012” which promotes the use of the Welsh Language in social care settings by the adoption of the “Active Offer” of language choice in the provision of care services.
- 1.4 We believe that this new legislative basis and the enthusiasm of the people of Monmouthshire towards the language means we are ideally positioned, to take all necessary steps to ensure a lasting legacy in the county to benefit current and future residents and visitors to this special corner of Wales.
- 1.5 The vision for our county is to build sustainable and resilient bilingual communities across the county. We will do this by ensuring that we work towards achieving the following overarching goals
1. Ensuring that the Welsh Language is live, dynamic and valued across the county
 2. Providing the infrastructure so that people can interact with the Council the medium of Welsh
 3. Ensuring people have more opportunities to engage in activities and receive services through the medium of Welsh
 4. Educating more of our children and young people through the medium of Welsh
 5. Providing wider opportunities to learn and use the Welsh language with confidence and as a normal part of everyday life.
- 1.6 In order to achieve our vision and goals we recognise that our education system is a fundamental building block towards creating new Welsh speakers and in doing so, they in turn can transmit the language to future generations. This means that as a county, we will need to make wide-ranging changes to the way we plan, deliver and promote Welsh-medium education over the coming years. The opening of Ysgol Gyfun Gwent Is Coed has provided pupils in the south of our county with locally accessible Welsh-medium secondary education. This new provision is a significant step towards securing the necessary capacity we need to stimulate increasing demand for Welsh-medium education across our county.
- 1.7 In order to achieve our goals we will need to develop our work with key partners across the South East Wales region. In doing so we will ensure that, all of our schools and education providers are fully equipped with the necessary skills and capacity to improve standards in Welsh within schools, families and across communities and the workplace. Similarly, we will need to work closely with wider partners such as the Urdd and Menter Iaith to extend the opportunities for children, young people and their families to both use and learn the language in everyday life.
- 1.8 In order to increase Welsh-medium education across Monmouthshire and realise our vision, we will take the following steps over the next three years:

1. Ensure that our WESP is a strategic priority for Monmouthshire
2. Introduce more effective ways to promote the advantages of Welsh-medium education to pupils and parents to stimulate greater demand in our primary schools through the provision of better information and easier access to schools and services through the medium of Welsh
3. Implement robust and reliable systems to measure and plan for the increasing demand for Welsh-medium education
4. Ensure that our 21st Century Schools Band B programme aligns with our WESP to facilitate the growth in demand by 2020
5. Increase the percentage of Monmouthshire children and young people educated through the medium of Welsh by 15% by 2020
6. Increase the rate of transition between key stage 2 and 3 to 95% by 2020
7. Increase the percentage of young people in Monmouthshire leaving school with bilingual skills that can be used in the workplace to 10% by 2020
8. Ensure that there are no gaps in our Welsh-medium ALN and inclusion provision so that we can achieve the highest possible outcomes for all of our learners
9. Review the membership and role of our Welsh in Education Forum to reflect the recommendations from Welsh Government
10. Support our education workforce to develop the skills needed to deliver the new curriculum through the medium of Welsh
11. Work closely with our regional partners to facilitate and develop opportunities to enable more learners to study a wider range of subjects through the medium of Welsh.

1.8 Our Welsh in Education Strategic Plan (WESP) aligns closely with our requirement under the Welsh Language (Wales) measure 2011 to write a 5 year Welsh Language Strategy for Monmouthshire County Council 2017 -2022 and feeds in to the Welsh Government ambition to have one million Welsh speakers in Wales by 2050.

1.9 The draft version of our WESP is issued to all consultees as listed in Annex 1. We will follow the timetable and framework for consultation and implementation as outlined in Annex 2.

1.11 Welsh Education Forum

Our current Welsh Education Forum has been in place since 2014 and meets termly.

The partners that attend are:

Senior level representatives from Welsh Medium Primary and secondary schools, CYP, MCC Welsh Language Officer, Menter Iaith Blaenau Gwent Torfaen Mynwy (MBGTM), Rhieni Dros Addysg Gymraeg (RHAG) the Urdd and Mudiad Meithrin.

The main objectives of the Forum are as follows:

- To ensure that Welsh Medium Education is **available to all**, with effective transition between ages and phases;
- To demonstrate that Welsh Medium Education Is **Inclusive**, overcomes barriers and the ability of any young person to achieve a good level of education:
- **To celebrate** and promote the Welsh language, through high quality teaching and challenging children's learning abilities;
- To utilise **partnership working** to promote and increase the numbers of children and young people being educated through the medium of Welsh.

Section 2

2. - Transport

- 2.1 Monmouthshire complies with the requirements of the Learner Travel Measure (Wales) 2008 by providing home to school transport to Welsh-medium schools in line with our local transport policy. This means that primary pupils living in Monmouthshire are entitled to apply for free transport to attend their nearest Welsh-medium primary school and living more than 1.5 miles or to attend their nearest Welsh-medium secondary school and living more than 2 miles walking distance from the school.
- 2.2 Post-16 learners in Monmouthshire are not eligible for free home to school transport unless they have Additional Learning Needs.

Section 3

3. Outcome 1: More seven-year-old children being taught through the medium of Welsh

The current position relating to the number of seven year olds taught through the medium of Welsh and our targets for the next three years are:

Current Position	2017/18	2018/19	2019/20
The percentage of seven-year-old children currently taught through the medium of Welsh is 6% (54 pupils)	5.5% (54 pupils)	6.8% (61 pupils)	6.8% (60 pupils)

- 3.1 Our objectives for achieving this outcome are:
- To work in partnership with Mudiad Meithrin Officers to establish a Cylch Meithrin in the south of the county by September 2018;
 - To increase transition rates of all Monmouthshire pupils attending Cylch Meithrin to 100% by September 2020.
 - Develop provision for Welsh-medium primary education in the county within Band B of the 21st Century Schools programme 2019-2022.
 - Revise the contents of our 'Starting School Booklet' to include the benefits of a Welsh-medium education in time for the admissions round in 2018.
 - Work in partnership with the consortia to establish an annual regional parent demand survey for Welsh-medium education by December 2018.
- 3.2 At present, Monmouthshire maintains two Welsh-medium primary schools, one in the north and one in the south of the county with a combined capacity of 415. Catchment

areas for both Welsh Medium Primary Schools have been formed with effect from September 2016. Monmouthshire pupils access Welsh-medium secondary education in either Ysgol Gyfun Gwynllyw or since September 2016 in Ysgol Gyfun Gwent Is Coed.

- 3.3 Ysgol Gymraeg Y Ffin in Caldicot has a capacity of 180 pupils and currently has 143 pupils on roll. This leaves the School with 37 surplus places or a 20.5% surplus. The school has a morning Local Authority funded nursery on site. There is the capacity to run a Meithrin in the afternoon however; difficulties in recruiting suitably qualified staff have delayed the opening of this additional provision. The Local Authority will continue to work closely with partners such as the Mudiad Meithrin to establish this provision over the course of this plan.
- 3.4 Current projections suggest that provision at Ysgol Gymraeg Y Ffin is sufficient for the next 4 years, projecting an average of 134 children to be on roll over the next 4 years.
- 3.5 Ysgol Gymraeg Y Fenni in Abergavenny has a capacity of 235 pupils. This follows an investment by the Local Authority to increase the capacity of the school from 210 pupil places in recognition of increasing demand for places. The current number on roll at the school stands at 221 providing 14 surplus places or a 5.9% surplus. In April 2016, the Local Authority established a maintained Meithrin on the site of the school, which operates morning sessions providing places for 30 pupils. As at January 2016 PLASC, 4.8% of our primary aged children are educated through the medium of Welsh
- 3.6 Current projections suggest that demand will continue to grow in this area and this will be considered within the next Council's Band B 21st Century schools bid for implementation in 2019-2024.
- 3.7 Monmouthshire has worked collaboratively with Newport to establish and open a new Welsh-medium secondary school with 12 Monmouthshire pupils starting in September 2016. Provision in the North of the county continues to be delivered, through collaboration arrangements with Torfaen County Council. These developments ensure that Secondary provision is secure for our Secondary School learners over the next 5 years. The challenge for the authority will be to secure a sufficient number places at both schools to meet an increasing demand from the county.
- 3.8 Monmouthshire will continue to work in partnership with Newport City Council to support a collaboration between Ysgol Gyfun Gwent Is Coed and Ysgol Gyfun Gwynllyw to deliver post 16 provision through the medium of Welsh.
- 3.9 We are in the process of undertaking a full Childcare sufficiency Assessment to be published in March 2017. The information obtained from this survey will form the basis of our Childcare Action Plan for the next three years. This will be our first opportunity to evaluate the level of demand for Welsh-medium childcare and language provision following the opening of Ysgol Gyfun Gwent Is Coed. As a result, we expect to see an increase in the number of childcare places in the south of the county over the next three years. At the same time, we also expect to see an increase in childcare resulting from the implementation of the 30-hour offer for working parents when it comes into effect.

- 3.10 The Cylch Meithrin in Abergavenny offers up to eight Welsh-medium places for children within the local Flying Start area. This is currently the only Welsh-medium Flying Start provision we have across the county.
- 3.11 Our ‘Starting School Booklet’ contains information about applying for a place in a Welsh-medium school within the county, however, it does not as yet, contain specific information on the benefits of a Welsh-medium education. The booklet is provided to parents with school application forms and is available on the Monmouthshire County Council website. Parents are able to access additional information about Welsh-medium provision through MonFIS, our Family Information Service.
- 3.12 We have not provided support for latecomers to Welsh-medium education in the past because there has been no demand for this service within the county. However, as demand arises and as numbers of learners accessing Welsh-medium education increases, we will work with regional partners to develop appropriate provision.

4. Outcome 2: More learners continuing to improve their language skills on transfer from primary to secondary school

Current Position	2017/2018	2018/2019	2019/2020
The current percentage of learners in Year 9 who are assessed in Welsh (first language) is 4.5% (37 pupils)	3.3% (27 pupils)	4.6% (36 pupils)	4.5% (38 pupils)
Year 6 comparison with the percentage of learners assessed in Welsh (First Language) three years earlier is 4.6% (42 pupils)	3.9% (35 pupils)	4.6% (41 pupils)	4.4% (38 pupils)

- 4.1 Our objectives for achieving this outcome are:
- To work with Mudiad Meithrin Officers to establish a second Cylch Meithrin in the south of the county by 2020.
 - To increase transition rates of all Monmouthshire pupils attending Cylchoedd Meithrin to 100% by September 2020.
 - To increase the levels of transition rates from Welsh-medium primary to Welsh-medium secondary provision to 95% by 2020.
 - To work in partnership with the consortia to establish appropriate provision for pupils joining Welsh-medium education later than Reception as the demand increases.
- 4.2 Until very recently, access to Welsh-medium secondary provision for Monmouthshire pupils had been limited to Ysgol Gyfun Gwynllyw in Pontypool. Whilst access to this provision will secure continuing education through the medium of Welsh for pupils transferring to secondary school, the uptake from both Monmouthshire schools varied. There were two main factors contributing to this pattern. The first being that children in the south of the

county had to travel much further and as a result, the time taken to travel to school significantly extended the school day. Secondly, the lack of accessible provision deterred parents from choosing Welsh-medium education for the start because they were unsure if their child could or would continue learning through the medium of Welsh.

- 4.3 The opening of Ysgol Gyfun Gwent Is Coed in Newport, in September 2016 will now provide the opportunity and security for pupils in the south of Monmouthshire to continue to access education locally and through the medium of Welsh as they transfer from Key Stage 2 and 3.
- 4.4 As a result, the expectation is that there will be an increase in the proportion of pupils transferring from Ysgol Y Ffin to Ysgol Gwent Is Coed from September 2017, which will increase the overall proportion of Monmouthshire pupils making the transition to Welsh medium secondary provision.
- 4.5 As a consequence, we also expect to see an increase in demand for Welsh medium education in our Early Years settings and Reception classes because most parents make this choice for their child at an early age. It is also possible that we will see a demand for older siblings wanting to transfer into Welsh-medium education later than Reception.
- 4.6 Should this demand become a reality as numbers of first-time learners accessing Welsh-medium education increases, we will work with regional partners to develop appropriate provision.

5. Outcome 3: More students aged 14-16 studying for qualifications through the medium of Welsh.

Outcome 4: More students aged 14-19 in study subjects through the medium of Welsh, in schools, colleges and work-based learning.

Percentage of Learners entered for GCSE Welsh (first language) entered for at least two further Level 1 or Level 2 qualifications through the medium of Welsh.

Current Position	2017/2018	2018/2019	2019/2020
All Monmouthshire pupils in Welsh-medium education (100%) attend Ysgol Gyfun Gwynllyw	100%	100%	100% All pupils at Ysgol Gyfun Gwent Is Coed from 2020-2021

The percentage of learners entered for GCSE Welsh (first language) being entered for at least five further level 1 or level 2 qualifications through the medium of Welsh

Current Position	2017/2018	2018/2019	2019/2020
All Monmouthshire	100%	100%	100%

<p>pupils in Welsh-medium education (100%) attend Ysgol Gyfun Gwynllyw</p>			
---	--	--	--

- 5.1 Our objectives for achieving this outcome are to:
- Maintain the current percentage of pupils entering GCSE Welsh (first language) and at least two further Level 1 or Level 2 qualifications through the medium of Welsh for the next three years.
 - Ensure that there will be capacity within the new Ysgol Gyfun Gwent Is Coed to meet the increasing demand for places from Monmouthshire pupils by September 2017.
 - Work in partnership with Newport CC to ensure that provision for 14-16 year-old learners at Ysgol Gyfun Gwent Is Coed complies with the Learning and Skills Measure (Wales) 2009 Maintain 14-19 provision at the level of 14-19 grant provision activities by September 2019.
 - Work through 14-19 Networks and 14-19 Regional Forums to sustain and improve Welsh-medium provision over the next three years.
- 5.2 At present, almost all Monmouthshire pupils in Welsh-medium primary education transfer to Ysgol Gyfun Gwynllyw in Torfaen. However, from September 2016 Ysgol Gyfun Gwent Is Coed in Newport will be fully open, providing a more geographically accessible Welsh-medium secondary education for learners in the south of the county.
- 5.3 The LA will continue to work closely with Newport CC and the EAS to ensure that this new facility complies in full with the Learning and Skills Measure (Wales) 2009 and that it delivers the key objective of improving outcomes and attainment of 14-19 learners.
- 5.4 All Monmouthshire pupils (100%) who currently attend Ysgol Gyfun Gwynllyw enter two mathematics, two science and three optional GCSEs, in addition to the Welsh Baccalaureate. The school delivers all of these qualifications through the medium of Welsh and are they are in addition to Welsh (First language)/ Welsh Literature.
- 5.5 We expect to maintain this 100% trend in entry at the end of key stage 4 over the next three years based on the current trends.
- 5.6 Ysgol Gyfun Gwynllyw works effectively in partnership with Ysgol Gyfun Cwm Rhymni and both schools have been innovative in ensuring healthy 14-19 provision through the 'Partneriaeth 6' strategy. The withdrawal of the 14-19 grant poses significant threat to this strategy and to the availability of courses to Monmouthshire pupils currently attending Ysgol Gyfun Gwynllyw.
- 5.7 Currently, Ysgol Gyfun Gwynllyw offers 25 courses for 14 -16 learners delivered through the medium of Welsh and 30 courses for 16 -19 learners there is a constant pressure to secure viable numbers. Given the potential volatility, both schools will consider lowering the number of post 16 courses Welsh-medium schools offer particularly, as local provision is not readily available.
- 5.8 Transportation costs place an added stress on the viability and availability of courses and will need to be resolved at a regional level.
- 5.9 Until this point, both Ysgol Gyfun Cwm Rhymni and Ysgol Gyfun Gwynllyw have being creative in developing arrangements for staff to travel to teach alternative or low take-up courses, however, following the withdrawal of the grant, this is no longer financially viable due to low numbers.

- 5.10 In order to maximise resources, the schools will analyse the data to identify successful and high achieving courses that meet the needs of learners so that support can continue for these courses.
- 5.11 Historically, Ysgol Gyfun Gwynllyw and Ysgol Gyfun Cwm Rhymni have jointly analysed and used data for 14-19 Welsh-medium provision to jointly plan for post-16 Welsh-medium provision. This partnership will now include Ysgol Gyfun Gwent Is Coed.
- 5.12 Whilst the 14-19 Forums have officially come to an end, CYDAG SE Wales continues to meet to explore continuing practices such as arranging conferences and staff collaboration meetings that were in place to March 2016. This will present a level of creativity and commitment between members to enable continuity in the future.

6. Outcome 5: More students with advanced skills in Welsh

Current Position	2017/2018	2018/2019	2019/2020
<p>The percentage of learners attending Welsh-medium education achieving the expected level in Welsh first language at the end of each key stage in Monmouthshire is:</p> <p>Foundation Phase Outcome 5+ 93.8% Key Stage 2 Level 4+ 95.1% Key Stage 3 Level 5+ Awaiting data Key Stage 4 A*-C Awaiting data</p> <p>The percentage of learners attending English-medium education achieving the expected level in Welsh second language at the end of each key stage in Monmouthshire is:</p> <p>Key Stage 2 level 4+ 87.5% Key Stage 3 Level 5+ 89.9% Key Stage 4 A*- C Full course Awaiting data Key Stage 4 A – C Short Course Awaiting data</p>	<p>Targets are set on an individual school basis based on individual pupil level data. Targets are monitored through the EAS target setting and monitoring progress with termly progress towards targets meetings held by Challenge Advisors</p>		

Current Position	2017/2018	2018/2019	2019/2020
<p>The percentage of Monmouthshire pupils in English-medium schools studying GCSE Welsh Second Language Full course in 2015 is:</p> <p>The percentage of Monmouthshire pupils in English-medium schools studying Key Stage 5 AS Welsh Second Language in 2015 is:</p>			

<p>The percentage of Monmouthshire pupils in English-medium schools studying Key Stage 5 A Level Welsh Second Language in 2015 is:</p>			
---	--	--	--

- 6.1 Our objectives for achieving this outcome are:
- Review the distribution of the Post-16 grant in 2017/18 to support collaborative arrangements across schools in Monmouthshire to increase the total AS/A Welsh Second Language entries as a proportion of all entries.
 - Ensure that arrangements for KS4 pupils from Monmouthshire to progress to Welsh-medium education at KS5 are appropriately supported by 2020.
 - Encourage English-medium schools to increase formal and informal provision for Welsh Second Language at KS3 and KS4 so that GCSE Full Course uptake is increased from 59.2% (2015 baseline) and that both languages are widely used as mediums of communication
 - Set robust targets with English-medium secondary schools to increase entry for GCSE Welsh Full Course when the current Short Course is withdrawn in 2018 from 32.2% (2015) to 80% by 2020.
- 6.2 Performance in Welsh First Language in Monmouthshire is strong in both the Foundation Phase and KS2, with performance in 2016 above Wales at the expected level at the end of both phases.
- 6.3 Both Monmouthshire schools will have access to a range of Welsh literacy programmes and CPD through their involvement with the EAS regional literacy network and direct support from a Welsh literacy advisor. This will enable them to build on current achievements and continue to improve. The programmes currently available include the 'Cyfathrebu'n Gyntaf' initiative for literacy in the Foundation Phase and the 'Ar Lafar', 'Y Darllenwr Dygn', 'Ditectifs Darllen' and 'Seiliau Sgrifennu'. These programmes are all targeted at developing literacy in each of the attainment targets across all phases and includes KS3. This will ensure commonality of approach to the teaching and learning of skills when pupils transfer to either of our two secondary providers.
- 6.4 As well as a rigorous approach to assessment for and of learning, including in-house and cluster moderation, the adoption of the Siarter Iaith initiative from September 2016, will support schools in improving pupil confidence and competence in using the Welsh language both inside and outside the classroom. All primary schools are aiming to achieve the Siarter gold standard by July 2019.
- 6.5 Going forward, securing progression for pupils at Ysgol Gyfun Gwynllyw and Ysgol Gwent Is Coed through KS4 into KS5 will be vital to ensure that high number of students from Monmouthshire progress to KS5.
- 6.6 Performance in Welsh as a Second Language at KS2 and KS3 is strong with performance significantly above Wales Provision at KS3 and 4 and GCSE uptake will be monitored and reported to Challenge Advisors and the LA annually.
- 6.7 Secondary schools will be encouraged to provide adequate time for the study of Welsh as a second language in line with the new GCSE taught from September 2017. This will

support schools in meeting the requirements of the new curriculum to ensure transactional competence at the end of KS4 for all pupils in all aspects of school life.

- 6.8 From 2018, the Welsh Full Course will be the only GCSE on offer following the withdrawal of the Welsh Short Course. This will provide a more solid basis for the progression to AS and A Level. However, the current non-core status of Welsh in English-medium schools will continue to 2021. Pupils must study Welsh to 16 but there is no requirement for them to sit an external examination in Welsh. This will continue to be a major barrier to the growth of the study of Welsh Second Language to A Level, particularly in a border county.
- 6.9 The current examinations available to students from 16-19, particularly for Welsh (First language), have been widely reported to be most appropriate for the more academic students and in the past, this has had a negative effect on uptake. Monmouthshire welcomes the opportunity to request Curriculum Wales review their range of qualifications for Welsh to ensure wider appeal and make Welsh courses relevant to the world of work today; for example, a vocational Level 3 Professional Welsh course would have a wide appeal and take-up.
- 6.10 Coleg Gwent have Welsh Second Language courses at the Crosskeys and Blaenau Gwent Learning Zone Campuses. Learners on priority bilingual programmes e.g. child-care are offered Welsh courses through the Gwent Welsh for Adults Centre. The College has set a target of increasing the number of learners completing additional Welsh courses by 10% each year for the next 3 years. All learners complete Welsh language awareness units and are encouraged to evaluate the benefits of bilingualism in the workplace. The College has an active Welsh Club providing opportunities for learners to participate in informal events e.g. trips, outdoor activities (Urdd). The College has set a target for increasing the participation in Welsh Club events by 10% each year for the next 3 years. The College enjoys a very good working relationship with Menter Iaith together with numerous activities organised in conjunction with the Urdd.

7. Outcome 6: Welsh medium provision for learners with additional learning needs (ALN)

Current Position	2017/2018	2018/2019	2019/2020
No data available at present			

7.1 Our objectives for achieving this outcome are:

- Ensure that we have the capacity to deliver all of our ALN training for school staff through the medium of Welsh by September 2018.
- To develop a professional list of practitioners who are able to deliver a range of ALN provision through the medium of Welsh by April 2017.
- To formalise commissioning arrangements across the region for Welsh-medium ALN assessment, specialist support and outreach support by September 2017.
- Provide all ALN resources and programmes to support learning bilingually by September 2018.

- 7.2 Almost all primary pupils in Welsh-medium education who have additional learning needs are educated within mainstream settings. Both schools are DDA compliant and have the capacity to meet needs of physically disabled pupils.
- 7.3 All pupils have access to SpLD advice and support through the medium of Welsh. There are arrangements in place where other specialist support, such as Educational Psychology, is sourced from other regional partners as required. We always advertise posts within the ALN department with Welsh as a desirable skill to build the Welsh language capacity of the team.
- 7.4 The range of ALN resources and assessments in the medium of Welsh is limited. We have begun to develop new ASD resources in Welsh with partners across the region.
- 7.5 All ALN written information for parents is bilingual and all SpLD training is delivered bilingually to school staff. We intend to provide all of our ALN training bilingually by September 2018.
- 7.6 Monmouthshire provides outreach support to enhance the capacity of schools to support pupils with challenging behaviour. At present, we are not able to deliver this provision through the medium of Welsh. However, we are working with colleagues across the region to assess the level of need in this area and explore collaborative arrangements as required.

8. Outcome 7: Workforce planning and continuing professional development.

Current Position	2017/2018	2018/2019	2019/2020
No data available at present			

- 8.1 Our objectives for achieving this outcome are:
- Introduce an annual Audit of practitioners' Welsh language skills (teachers and TAs) Welsh and English-medium schools and Cylch Meithrin to assess capacity and identify future training needs by February 2017.
 - Agree and implement a three-year strategic plan, in collaboration with schools and clusters, for the release of staff to participate in the WG Sabbatical Scheme training by September 2017.
 - Work in partnership with identified schools to prioritise the use of Education Improvement Grant (EIG) to improve practitioners' linguistic skills, through working with Welsh in Education Officers in English-medium schools and settings, by April 2017.
 - Systematically build the capacity of all schools to improve practitioners' methodological skills in partnership with Welsh in Education Officers and through bespoke school-to-school initiatives beginning in September 2018.
- 8.2 Improving staff language skills, particularly in English-medium schools in Monmouthshire will be vital in implementing the Successful Futures vision and moving forward with the 2015 Million Speakers' agenda. We know that the current uptake within the county and across the region for the WG Sabbatical Scheme training is low in English-medium schools. The authority will need to work with its schools to identify our Welsh language training needs and

plan strategically to address them through a systematic programme. This may include the planned release of staff to attend WG Sabbatical Scheme training, school to school work, bespoke programmes provided by the EAS or a combination.

- 8.3 English-medium primary schools have access to a wide and diverse programme of CPD through the EAS programme of language and methodology training. There is also a programme of targeted intervention in place for identified primary and secondary schools to improve the Welsh ethos of schools and practitioner language /methodology across the county.
- 8.4 There is healthy collaboration between our Welsh-medium schools within the LA and across the region. There is a growing programme of Welsh-medium CPD literacy programme available to Welsh-medium schools from the EAS. This includes a programme of lead Welsh-medium schools sharing good practice within a centrally organised joint programme of advisory and school based support. A regional school-to-school programme Anelu at Ragoriaeth' is in place to support teachers in aiming for excellence in Welsh-medium schools.
- 8.5 Both Monmouthshire schools have access to EAS leadership programmes (Preparing for Headship, NPQH and HT Y1 and Y5). There is support for Welsh-medium leadership through regional peer partnership programmes with facilitation of regional secondments where appropriate.
- 8.6 Whilst we do not have a Welsh-medium secondary school within the county, we do work in strong partnership with the region's Welsh-medium secondary schools work to discuss the provision of suitable courses for our pupils delivered through the medium of Welsh.
- 8.7 Coleg Gwent has a programme of continuous professional development for all teaching staff to develop their skills in embedding the Welsh dimension. In collaboration with Sgiliaith, the College offers training for managers in embedding Welsh into the curriculum, together with practical help for teaching staff in supporting and encouraging learners to use and develop their Welsh language skills. Currently around 6% of Coleg Gwent academic staff have Welsh language skills and these staff are actively encouraged and supported to use these skills with their learners. Welsh for Adults courses are offered free of charge and during work hours for all Coleg Gwent staff. Currently, 31 staff enrolled on courses that started in September 2016.
- 8.8 The College has recently approved a new recruitment policy with the aim of increasing the number of teaching staff able to deliver bilingually by 10% each year for the next 3 years. From September 2016, posts that fall within the Welsh Government's Bilingual Priority Areas e.g. childcare will be Welsh essential or a commitment to learn Welsh to an intermediate level within 2 years.

Annex 1

List of Statutory Consultees

A local authority must consult the following on the Plan in draft format and the period of consultation will last for 8 weeks.

The timescales for the process of consultation and submission to Welsh Government follow in Appendix 5.

Section 84 of the School Standards and Organisation (Wales) Act 2013:

- neighbouring local authorities
- the head teacher of each school maintained by it
- the governing body of each school maintained by it
- each institution within the further education sector in its area
- in relation to any foundation or voluntary school in its area –
- the person who appoints the foundation governors
- if the school has a religious character, the appropriate religious body

- the Welsh Language Commissioner
- the Early Years Development and Childcare Partnership
- school councils
- Her Majesty's Chief Inspector of Education and Training in Wales
- Local Welsh Medium Forum
- Urdd
- Menter Iaith
- Other such organisations providing services to children and young people as the local authority

Annex 2

Timetable and framework for WESP 2017-2020

2016	
19 October	Local authorities to launch eight week consultation
Mid November	Welsh Government to send Mudiad Meithrin data to local authorities.
14 December	Consultation period ends
20 December	Local authorities submit their WESPs to Welsh Government.
2017	
31 January	Welsh Government to notify local authorities of Minister's decision.
14 February	Submission deadline for modifications by the local authorities.
28 February	Welsh Government to approve the modified WESPs.
1 April	Local authorities to start implementing the WESPs

1 June	Local authorities to publish the WESPs.
--------	---

Annex 3

Outcome 1- More seven-year-old children currently taught through the medium of Welsh

Current Position	2017/18	2018/19	2019/20
The percentage of seven-year-old children currently taught through the medium of Welsh is 6% (54 pupils)	5.5% (54 pupils)	6.8% (61 pupils)	6.8% (60 pupils)

Outcome 2 - More learners continuing to improve their language skills on transfer from primary school to secondary school

Increasing the percentage of learners aged 14 -16 studying for qualifications through the medium of Welsh

Current Position	2017/18	2018/19	2019/20
The current percentage of Monmouthshire learners in Year 9 who are assessed in Welsh (First language) is (4.5 %) 37 pupils	3.3% (27 pupils)	4.6% (36 pupils)	4.5% (38 pupils)
A comparison with the percentage of learners in Year 6 who were assessed in Welsh (First language) three years earlier is 4.6% (42 pupils)	3.9% (35 pupils)	4.6% (41 pupils)	4.4% (38 pupils)
Effective transition and linguistic continuity across provision in Monmouthshire between:	90%	90%	95%
<ul style="list-style-type: none"> non-maintained Welsh-medium settings for children under 3 and maintained Welsh-medium schools delivering the Foundation Phase is 85% 			
<ul style="list-style-type: none"> non-maintained Welsh-medium childcare settings for children under 3 and funded non-maintained Welsh medium settings delivering the Foundation Phase is 8% 	TBC	TBC	TBC
<ul style="list-style-type: none"> Funded non-maintained Welsh-medium settings and maintained Welsh-medium schools is 86% 	90%	90%	95%
	90%	90%	95%

<ul style="list-style-type: none"> • non-maintained Welsh-medium childcare settings for children under 3 and funded non-maintained Welsh-medium settings delivering the Foundation Phase and subsequently maintained Welsh-medium schools is 86% 	100%	100%	100%
<ul style="list-style-type: none"> • Foundation Phase and Key Stage 2 is 93.9% (62 pupils) 	85%	90%	95%
<ul style="list-style-type: none"> • Key Stage 2 and Key Stage 3 is 83% 	100%	100%	100%
<ul style="list-style-type: none"> • Key Stage 3 and Key Stage 4 is 100% 			

Outcome 3: More Learners aged 14-16 studying for qualifications through the medium of Welsh.

All pupils attending Ysgol Gyfun Gwynllyw study at least five or more subjects through the medium of Welsh, in addition to Welsh (first language). In addition to Welsh/Welsh Literature, 100% of Year 11 Monmouthshire pupils attending Ysgol Gyfun Gwynllyw, are entered for two mathematics GCSEs, two science GCSEs, three optional GCSEs and the Welsh Baccalaureate studied through the medium of Welsh.

Current Position	2017/18	2018/19	2019/20
The percentage of Monmouthshire pupils currently attending Ysgol Gyfun Gwynllyw who study five or more subjects through the medium of Welsh is 100%	100%	100%	100%
The percentage of Monmouthshire pupils currently attending Ysgol Gyfun Gwent Is Coed who study five or more subjects through the medium of Welsh from 2020/21 will be 100%	100%	100%	100%

Outcome 4: More Learners aged 16-19 studying for qualifications through the medium of Welsh.

All Monmouthshire pupils (100%) accessing post 16 education at Ysgol Gyfun Gwynllyw study two or more subjects through the medium of Welsh.

Current Position	2017/18	2018/19	2019/20
The percentage of Monmouthshire pupils accessing Post-16 education at Ysgol Gyfun Gwynllyw who study two or more subjects through the medium of Welsh is 100%	100%	100%	100%
The percentage of Monmouthshire pupils accessing Post-16 education at Ysgol Gyfun Gwent Is Coed who study two or more subjects through the medium of Welsh from 2022/23 will be 100%	100%	100%	100%

Outcome 5: More learners with higher skills in Welsh

Improving provision and standards in Welsh First Language

Current Position	2017/18	2018/19	2019/20
<p>The percentage of learners attending Welsh-medium education achieving the expected level in Welsh first language at the end of each key stage in Monmouthshire is:</p> <p>Foundation Phase Outcome 5+ 93.8% Key Stage 2 Level 4+ 95.1% Key Stage 3 Level 5+ Key Stage 4 A*-C Awaiting data</p> <p>The percentage of learners attending English-medium education achieving the expected level in Welsh second language at the end of each key stage in Monmouthshire is:</p> <p>Key Stage 2 level 4+ 87.5% Key Stage 3 Level 5+ 89.9% Key Stage 4 A*- C Full course Awaiting data Key Stage 4 A – C Short Course Awaiting data</p> <p>The percentage of Monmouthshire pupils in English-medium schools studying GCSE Welsh Second Language Full course in 2015 is:</p> <p>The percentage of Monmouthshire pupils in English-medium schools studying Key Stage 5 AS Welsh Second Language in 2015 is:</p> <p>The percentage of Monmouthshire pupils in English-medium schools studying Key Stage 5 A Level Welsh Second Language in 2015 is:</p>	<p>Targets are set on an individual school basis based on individual pupil level data. Targets are monitored through the EAS target setting and monitoring progress with termly progress towards targets meetings held by Challenge Advisors</p>		

Outcome 6: Welsh-medium provision for learners Additional Learning Needs

Current Position	2017/18	2018/19	2019/20
No data at present			

Outcome 7: Workforce planning and Continuous Professional Development

Current Position	2017/18	2018/19	2019/20
No data at present			

**SUBJECT: CHILDREN AND YOUNG PEOPLE'S PERFORMANCE MEASURES
QUARTER 2 AND A REVIEW OF SCHOOL PERFORMANCE 2015-16**

**DIRECTORATE: CHILDREN AND YOUNG PEOPLE
MEETING: SELECT COMMITTEE**

DATE: 3 NOVEMBER 2016

1. PURPOSE:

- 1.1 To provide members with the latest data showing educational attainment information they need to hold services to account. This includes:
- Performance of pupils at the end of Foundation Phase, Key Stages 2 and 3.
 - A breakdown, where possible of performance across all key stages for the following groups:
 - Girls and Boys;
 - Pupils who are eligible for free school meals (eFSM)

2. RECOMMENDATIONS:

- 2.1 That members use this report to scrutinise key areas of educational attainment, one of the council's four priorities, and challenge any underperformance.

3. KEY ISSUES:

- 3.1 This report draws together the headline messages from a number of more detailed analyses, which are included as an appendix.
- 3.2 The reports contain a wealth of information enabling members to drill down from authority level data to figures for specific learner groups.
- 3.3 Most data provide comparisons back to 2011/12, which was the academic year just prior to the last, full Estyn inspection. Over the last 5 years, there has been a notable improvement in headline indicators.
- 3.4 The value of this report is that it enables members to look beyond those high-level measures to some of the detail that sits underneath. The key messages from these reports are summarised over the following pages.

The level of eFSM is widely used as a socio-economic indicator proportionate to the level of challenge faced in terms of delivering education. Schools should be benchmarked against those with similar levels of eFSM

Foundation Phase

- 3.5 Monmouthshire saw a minimal drop by 0.1 percentage point in the Foundation Phase Indicator with 91.7% of pupils achieving the Foundation Phase Indicator (FPI), compared to 91.8% in 2014/15 and 86.8% in 2011/12.
- 3.6 Despite the drop in performance, Monmouthshire moved up 1 place to 1st in the Wales local authority rankings for FPI.
- 3.7 In 2015/16, performance has declined at the expected level (O5+), with the exception of an increase in Language, Literacy and Communication (LLC) in Welsh at O5+.
- 3.8 Performance at the expected level +1 (O6+) has increased across all indicators.
- 3.9 Monmouthshire continues to be ranked amongst the top three performing authorities in Wales for all areas of learning with the exception of LLC Welsh first language.

Key Stage 2

- 3.10 Performance continues to improve, with 94.1% of pupils achieving the key stage 2 core subject indicator (KS2CSI) in 2014/15, compared to 86.3% in 2011/12 and 92.5% in 2015. Monmouthshire is still ranked 1st in Wales for KS2CSI.
- 3.11 Performance across English, Welsh, mathematics and science continues to improve at both the expected curriculum level 4+ and the higher level 5+.
- 3.12 Monmouthshire ranks 1st in Wales for all indicators with the exception of Welsh first language.

Key Stage 3

- 3.13 Performance continues to improve albeit at a slower rate than across Wales as a whole. In 2015/16, 91.9% of pupils achieved the KS3CSI, compared to 90.8% in 2015 and 77.7% in 2011/12.
- 3.14 Monmouthshire is now ranked 3rd in Wales for the KS3CSI.
- 3.15 Performance across English, mathematics and science continues to improve at both the expected curriculum level 5+ and at the higher level 6+.
- 3.16 Monmouthshire is now ranked 2nd in Wales for English at Key Stage 3, 3rd for mathematics and 4th for science.

4. REASONS:

- 4.1 To ensure that Members are able to understand and scrutinise performance and hold officers to account.
- 4.2 The improvement of educational outcomes and closing the performance gap remains central to the Local Authority's vision of sustainable and resilient communities.

5. RESOURCE IMPLICATIONS:

None

6. WELLBEING OF FUTURE GENERATIONS IMPLICATIONS (INCORPORATING EQUALITIES, SUSTAINABILITY, SAFEGUARDING AND CORPORATE PARENTING)

This report does not propose a change of policy or service delivery.

7. CONSULTEES:

CYP Directorate Management Team

8. BACKGROUND PAPERS:

Report on the Quality of Local Authority Education Services for Children and Young People. Estyn, Feb. 2013.

9. AUTHOR:

David Barnes (Data and Information Systems Officer, Policy and Performance)

10. CONTACT DETAILS:

Tel: 01633 644680

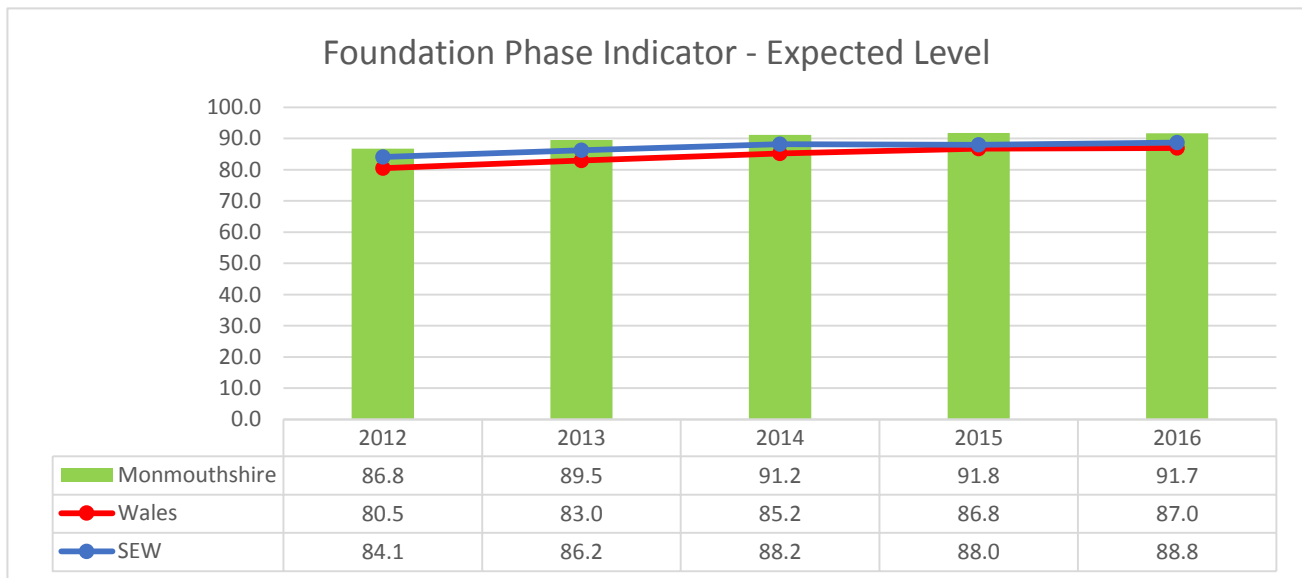
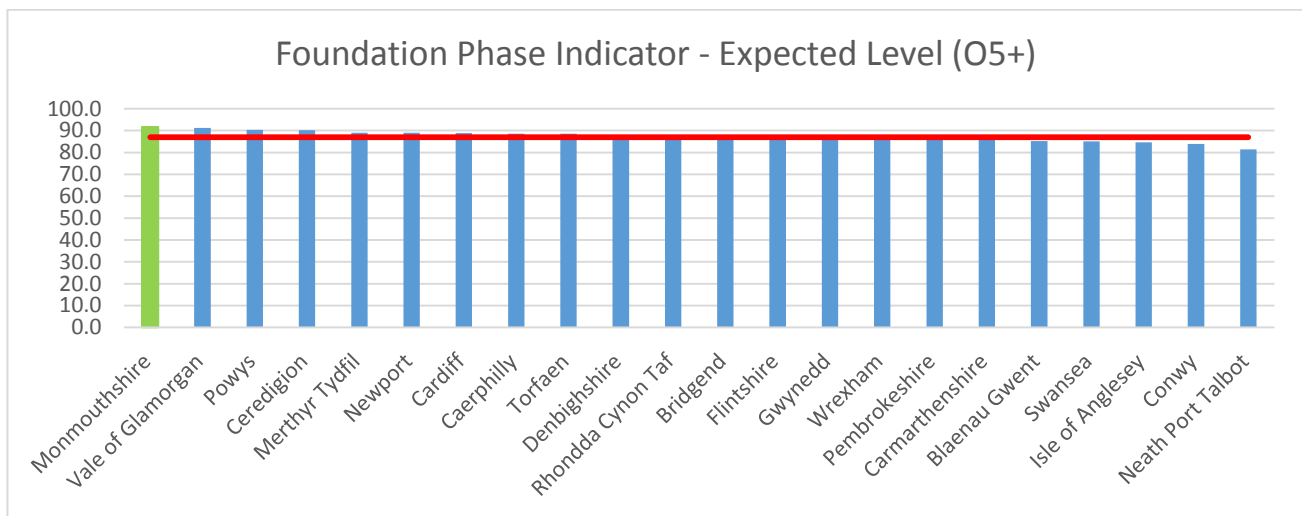
E-mail: davidbarnes@monmouthshire.gov.uk

APPENDIX 1
2016 End of Foundation Phase to Key Stage 3
Teacher Assessment Outcomes
Monmouthshire

Foundation Phase

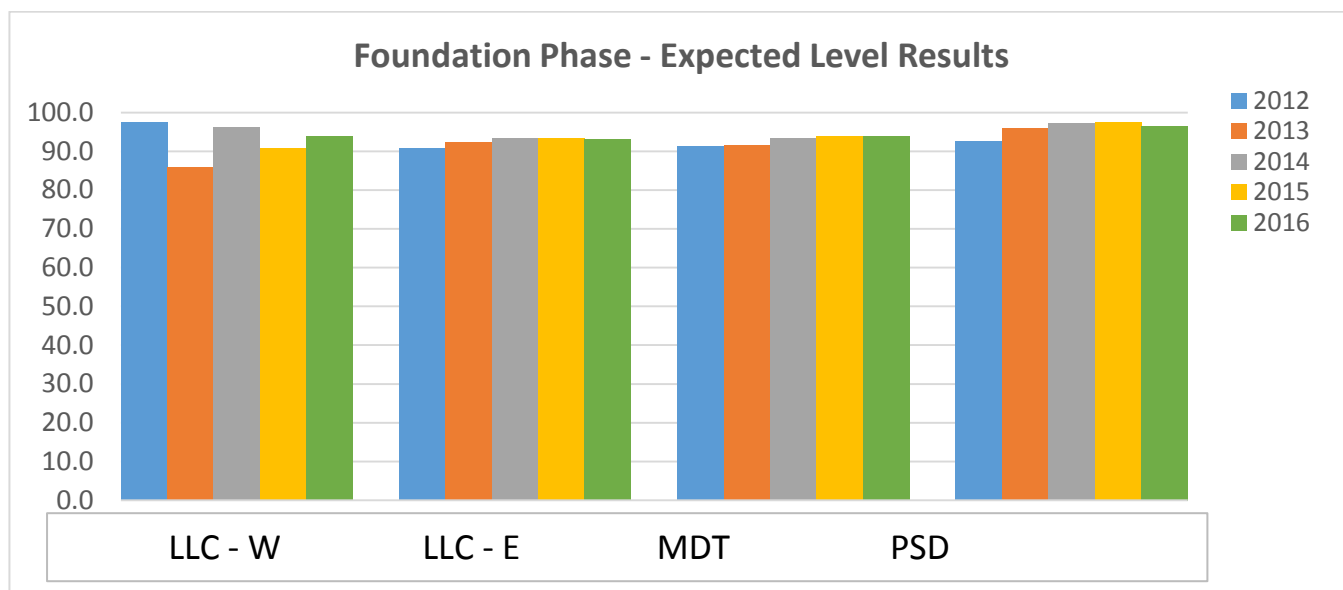
Expected Level (Outcome 5+)

91.7% of Monmouthshire’s Foundation Phase pupils achieved the foundation phase indicator (FPI) in 2016, although this represents a 0.1 percentage point (pp) decrease from last year, Monmouthshire now sit top - with a gap of 0.5pp to second place - when compared to other local authorities as opposed to being 2nd to Ceredigion last year.



Monmouthshire have remained largely consistent across the Foundation Phase indicators at the expected level (Level 5+), seeing minimal percentage point (pp) decreases in Language Literacy & Communication (LLC) – English (down 0.2pp to 93.1%) and Mathematical Development (down

0.1pp to 93.8%). There was a 1.0pp decrease in Personal and Social Development to 96.6%. However having seen a decrease last year in LLC – Welsh, the figure has increased by 2.9pp to 93.8% for 2016.



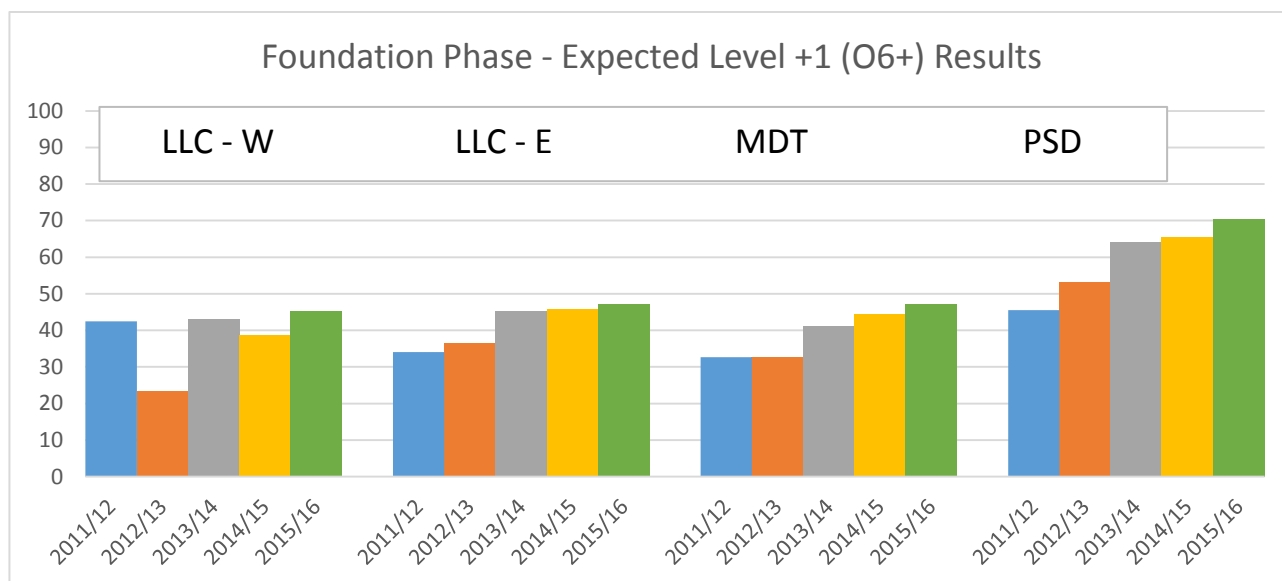
Expected Level (Outcome 5+)	Foundation Phase Indicator	LLC English	LLC Welsh	Mathematical Development	Personal and Social Development
Monmouthshire 2016	91.7%	93.1%	93.8%	93.8%	96.6%
Target 2016	91.8%	94.0%	89.4%	94.1%	96.7%
South East Wales 2016	88.8%	90.3%	93.4%	91.3%	95.0%
Wales 2016	87.0%	88.0%	90.7%	89.9%	94.5%
Monmouthshire 2015	91.8%	93.3%	90.9%	93.9%	97.6%
Wales 2015	86.8%	88.0%	91.3%	89.7%	94.8%

Monmouthshire’s ranking in Wales – Expected Level (O5+)

Foundation Phase Indicator	LLC - English	LLC - Welsh	Mathematical Development	Physical and Social Development

Expected Level +1 (Outcome 6+)

Figures for all indicators at the expected level +1 have increased in 2016, with the most significant increases coming in LLC – Welsh (up 6.7pp to 45.3%) and Personal and Social Development (up 4.8pp to 70.4%). MDT and LLC – English figures now both sit at 47.3%, with MDT seeing a 2.9pp rise from 2015 and LLC – English rising by 1.4pp.



Expected Level +1 (Outcome 6)	LLC - English	LLC - Welsh	Mathematical Development	Personal and Social Development
Monmouthshire 2016	47.3%	45.3%	47.3%	70.4%
Target 2016	47.8%	36.4%	47.6%	64.7%
Wales 2016	36.2%	36.2%	36.4%	58.9%
Monmouthshire 2015	45.9%	38.6%	44.4%	65.6%
Wales 2015	34.2%	36.9%	34.3%	56.0%

Foundation Phase – By Gender

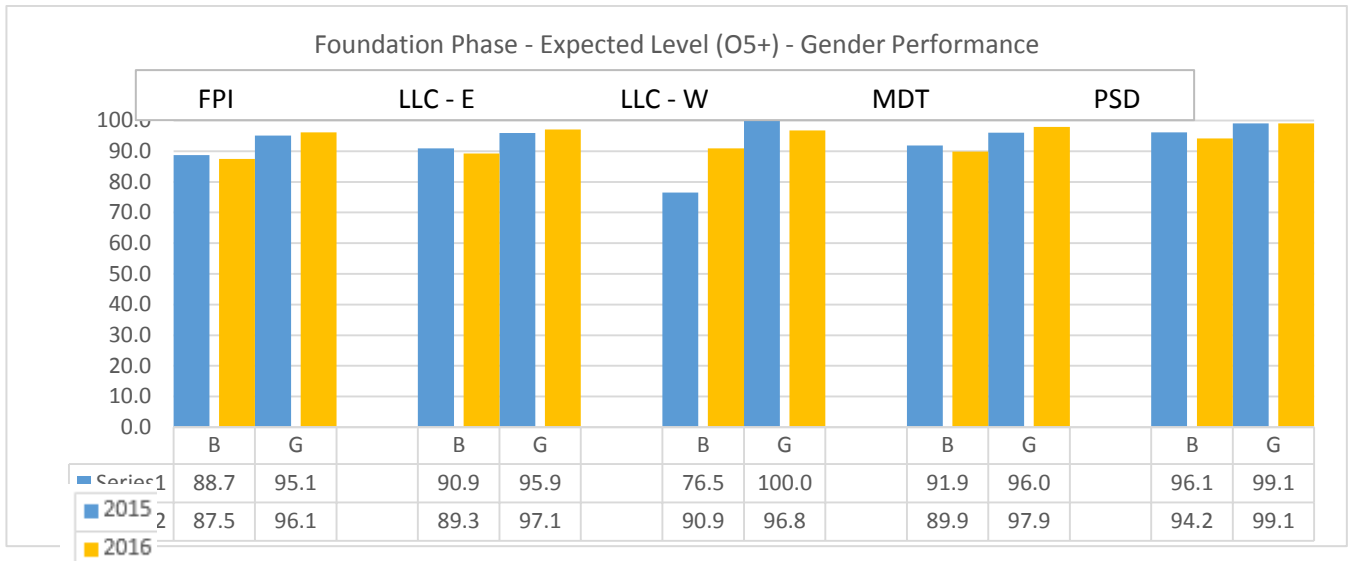
Outcome 5+

The gap in attainment between boys and girls widened for 4 of the 5 indicators at the expected level (O5+) in Monmouthshire. LLC – Welsh was the only indicator to close, coming down from a gap of 23.5 in 2015 to 5.9 (difference of 17.6) in 2016, this was due in part to a significant improvement by boys at this level – now at 90.9% compared to 76.5% in 2015.

Despite having girls and boys scores above the Welsh average in LLC – English, the gap between genders has widened from 5.1 in 2015 to 7.7 in 2016, due to the performance of boys

decreasing by 0.4pp and the performance of girls increasing by 1.2pp. This gap of 7.7 is 0.7pp larger than the Welsh average of 8.3 pp.

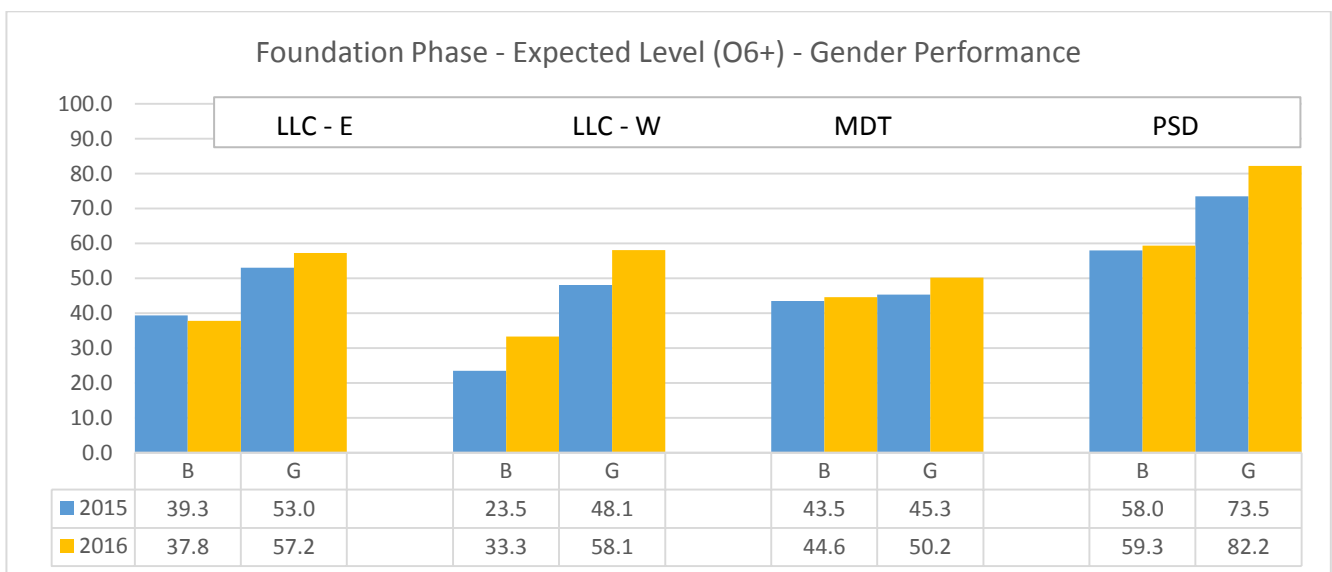
There is a similar story for the Foundation Phase Indicator, both Monmouthshire boys and girls outperformed the Welsh average in 2016 – boys by 4.5pp and girls by 4.9pp. However, the performance gap between genders is 8.6pp, 0.4pp higher than the Welsh average of 8.2.



Outcome 6

Girls saw improvement in scores across the board at Outcome 6+, whereas the boys improved in all indicators aside from English where the score dropped from 39.3% in 2015 to 37.8% in 2016 (a 1.5 percentage point(pp) drop).

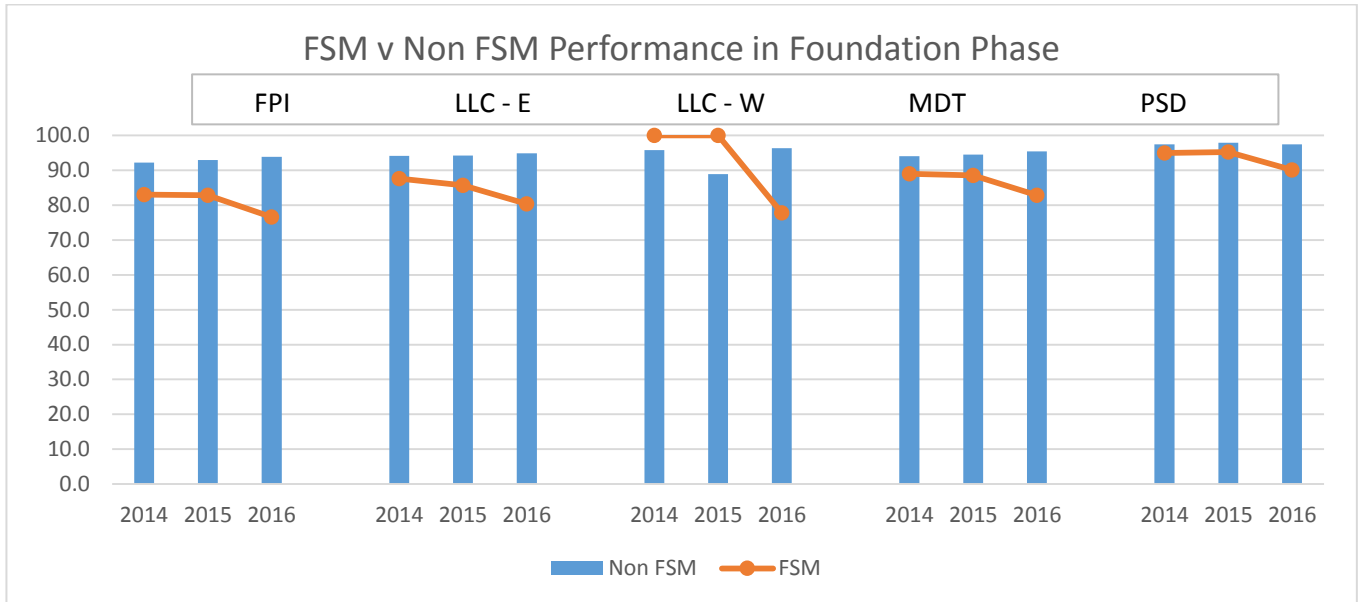
Although performance of girls and boys improved, in most indicators, the margin of improvement for girls was greater than that for the boys, leading to the gap in attainment widening in all indicators. The changes range from 0.1 percentage points (pp) in LLC – Welsh to 7.4pp in Personal and Social Development. As aforementioned, this can be contributed to girls seeing major improvements on the scores achieved in 2015 whereas the boys scores saw partial improvements where improvements were made – aside from in LLC-Welsh where both genders improved by approximately 10 percentage points.



Foundation Phase – Free School Meals (FSM)

Expected Level (Outcome 5+)

Monmouthshire saw a widening of the FSM attainment gap in all Foundation Phase indicators, with all but one now in double figures. Those not receiving Free School Meals outperformed the FSM cohort, with all their result for each indicator above 93.9%. The biggest drop has come in the LLC – Welsh results for those receiving FSM, with 100% achieving the expected level last year, compared to 77.8% in 2016. This has led to the attainment gap widening from 11.1 to 18.6, a difference of 7.5.



Free School Meals (eFSM)

	FPI	LLC - E	LLC - W	MDT	PSD
2014	83.0%	87.6%	100%	89.0%	95.0%
2015	82.9%	85.7%	100%	88.6%	95.2%
2016	76.6%	80.4%	77.8%	82.9%	90.1%

Non-FSM

	FPI	LLC - E	LLC - W	MDT	PSD
2014	92.2%	94.1%	95.8%	94.0%	97.4%
2015	92.9%	94.3%	88.9%	94.5%	97.9%
2016	93.9%	94.9%	96.4%	95.4%	97.4%

2016 Welsh Local Authority Performance at the Expected Level (Outcome 5+)

FPI	%
Monmouthshire	91.7
Vale of Glamorgan	91.2
Powys	90.3
Ceredigion	90.2
Merthyr Tydfil	89.1
Newport	89.1
Cardiff	88.9
Caerphilly	88.6
Torfaen	88.6
Denbighshire	87.5
Rhondda Cynon Taf	87.2
Bridgend	87.1
Flintshire	86.9
Gwynedd	86.8
Wrexham	86.6
Pembrokeshire	86.5
Carmarthenshire	85.9
Blaenau Gwent	85.2
Swansea	85.0
Isle of Anglesey	84.7
Conwy	83.9
Neath Port Talbot	81.4
Wales	87.0
South East Wales	88.8

LLC - English	%
Monmouthshire	93.1
Ceredigion	92.7
Vale of Glamorgan	92.7
Powys	91.4
Newport	90.4
Torfaen	90.4
Caerphilly	90.1
Merthyr Tydfil	90.0
Cardiff	89.6
Bridgend	88.6
Flintshire	88.4
Pembrokeshire	88.2
Denbighshire	88.0
Wrexham	87.9
Isle of Anglesey	87.9
Rhondda Cynon Taf	87.7
Blaenau Gwent	87.1
Conwy	86.8
Swansea	85.6
Carmarthenshire	83.0
Neath Port Talbot	81.4
Gwynedd	52.2
Wales	88.0
South East Wales	90.3

LLC - Welsh	%
Newport	97.7
Blaenau Gwent	96.3
Merthyr Tydfil	95.1
Rhondda Cynon Taf	94.8
Vale of Glamorgan	94.7
Powys	93.8
Monmouthshire	93.8
Cardiff	93.1
Caerphilly	92.6
Bridgend	92.5
Neath Port Talbot	92.2
Swansea	92.0
Torfaen	91.9
Ceredigion	90.9
Carmarthenshire	90.2
Denbighshire	89.6
Gwynedd	88.7
Wrexham	88.4
Pembrokeshire	88.3
Flintshire	88.1
Isle of Anglesey	86.2
Conwy	84.5
Wales	90.7
South East Wales	93.4

Mathematical Development	%
Vale of Glamorgan	94.2
Monmouthshire	93.8
Ceredigion	92.8
Powys	91.8
Torfaen	91.5
Merthyr Tydfil	91.4
Caerphilly	91.4
Cardiff	91.3
Newport	91.3
Denbighshire	90.3
Gwynedd	90.3
Flintshire	90.2
Rhondda Cynon Taf	90.0
Pembrokeshire	89.8
Carmarthenshire	89.6
Bridgend	89.5
Wrexham	89.5
Swansea	88.4
Blaenau Gwent	88.3
Conwy	88.0
Isle of Anglesey	87.9
Neath Port Talbot	84.1
Wales	89.9
South East Wales	91.3

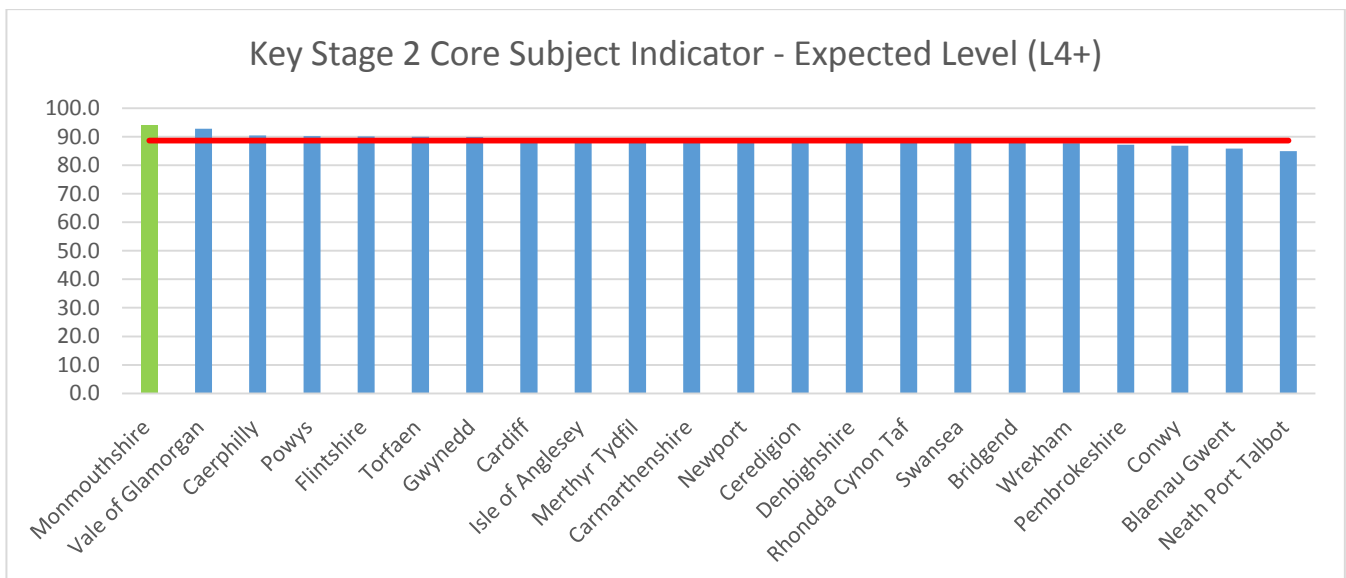
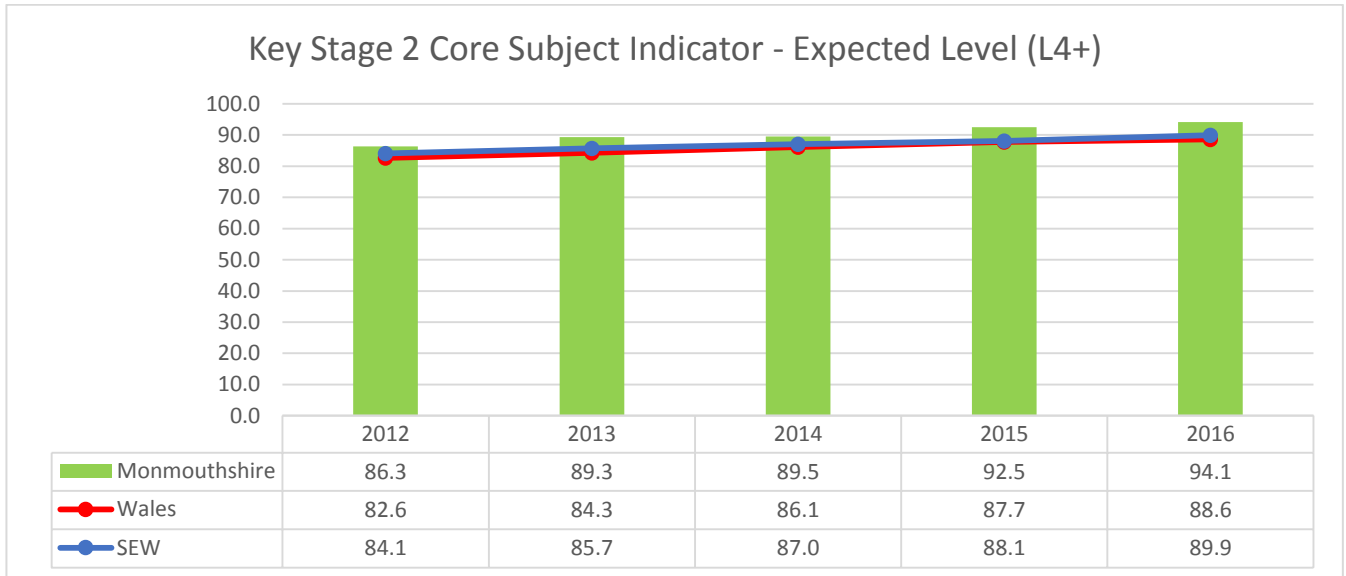
Personal & Social Development	%
Ceredigion	97.1
Vale of Glamorgan	96.6
Monmouthshire	96.6
Powys	96.3
Gwynedd	95.5
Torfaen	95.3
Newport	95.2
Merthyr Tydfil	95.1
Denbighshire	94.9
Carmarthenshire	94.8
Cardiff	94.8
Swansea	94.7
Rhondda Cynon Taf	94.6
Flintshire	94.5
Bridgend	94.3
Caerphilly	94.3
Blaenau Gwent	94.2
Wrexham	94.0
Conwy	94.0
Pembrokeshire	93.9
Isle of Anglesey	93.7
Neath Port Talbot	90.8
Wales	94.5
South East Wales	95.0

Key Stage 2

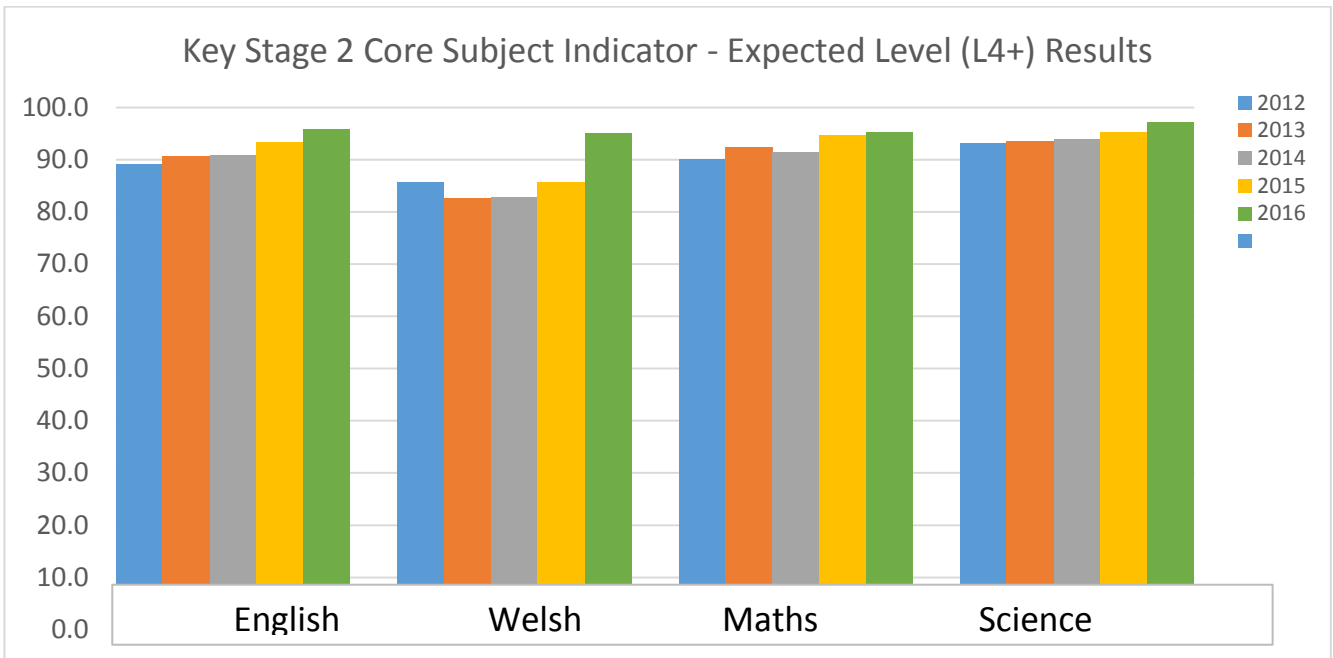
Expected Level (Level 4+)

Monmouthshire has yet again seen an increase in performance at Key Stage 2 in the Core Subject Indicator (CSI). 94.1% of pupils in Monmouthshire achieved the expected level (level 4+) in the CSI, increasing by 1.6 percentage points (pp) compared to 2015. This growth is also greater than the improvement shown at national level, with the Welsh average improving 0.9pp to 88.6%.

Monmouthshire remain top of the rankings when compared to other Welsh local authorities, with the gap to second place expanding from 0.4 percentage points (pp) in 2015 to 1.4pp in 2016.



There were increases in each indicator across Key Stage 2 in 2016, with each sitting at least 4.0 percentage points (pp) higher than the Welsh average. The most improved indicator was for Welsh, which saw a 9.4pp rise to 95.1%, a figure that is 2pp higher than the South East Wales average and saw Monmouthshire rise in the Welsh local authority rankings to 6th – a significant rise from the 2015 position of 20th. English saw an increase of 2.5pp to 95.9% with Science also improving by 2.0pp to 97.2%. Maths had the lowest increase in Key Stage 2, increasing by 0.5pp to 95.2%.



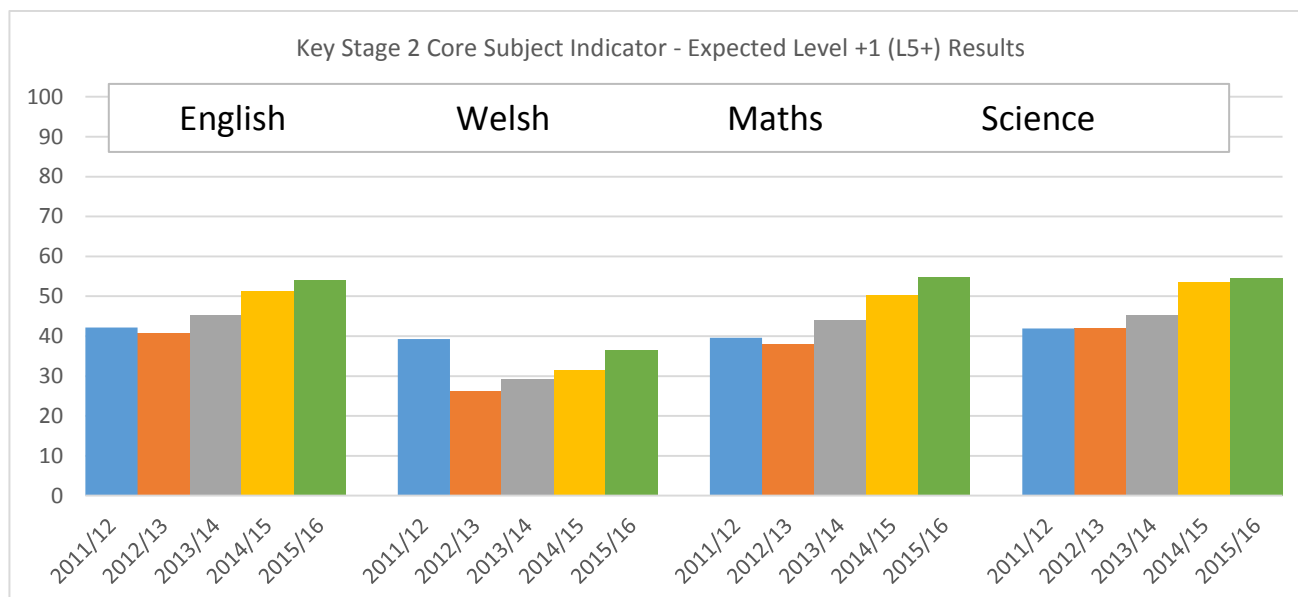
Expected Level (Level 4+)	Core Subject Indicator	English	Welsh	Maths	Science
Monmouthshire 2016	94.1%	95.9%	95.1%	95.2%	97.2%
Target 2016	93.6%	94.9%	92.7%	94.9%	95.8%
South East Wales 2016	89.9%	91.9%	93.1%	91.7%	93.2%
Wales 2016	88.6%	90.3%	90.8%	91.0%	91.7%
Monmouthshire 2015	92.5%	93.4%	85.7%	94.7%	95.2%
Wales 2015	87.7%	89.6%	90.5%	90.2%	91.4%

Monmouthshire's ranking in Wales – Expected Level (L4+)

Core Subject Indicator	English	Welsh	Maths	Science

Expected Level +1 (Level 5+)

Figures for all indicators at the expected level +1 have increased in 2016, with the most significant increase coming in Welsh (up 5.2 percentage points (pp) to 36.6%). Science figures rose by approximately 1.0 pp to 54.6% and English saw an increase of 2.9pp to 54.1%. The Maths figure rose 4.6pp from 50.2% in 2015 to 54.8%.



Expected Level (Level 5+)	English	Welsh	Maths	Science
Monmouthshire 2016	54.1%	36.6%	54.8%	54.6%
Target 2016	51.5%	31.7%	51.7%	52.8%
Wales 2016	42.0%	38.0%	43.2%	42.5%
Monmouthshire 2015	51.2%	31.4%	50.2%	53.6%
Wales 2015	40.8%	38.0%	41.2%	41.1%

Key Stage 2 – By Gender

Expected Level (Level 4+)

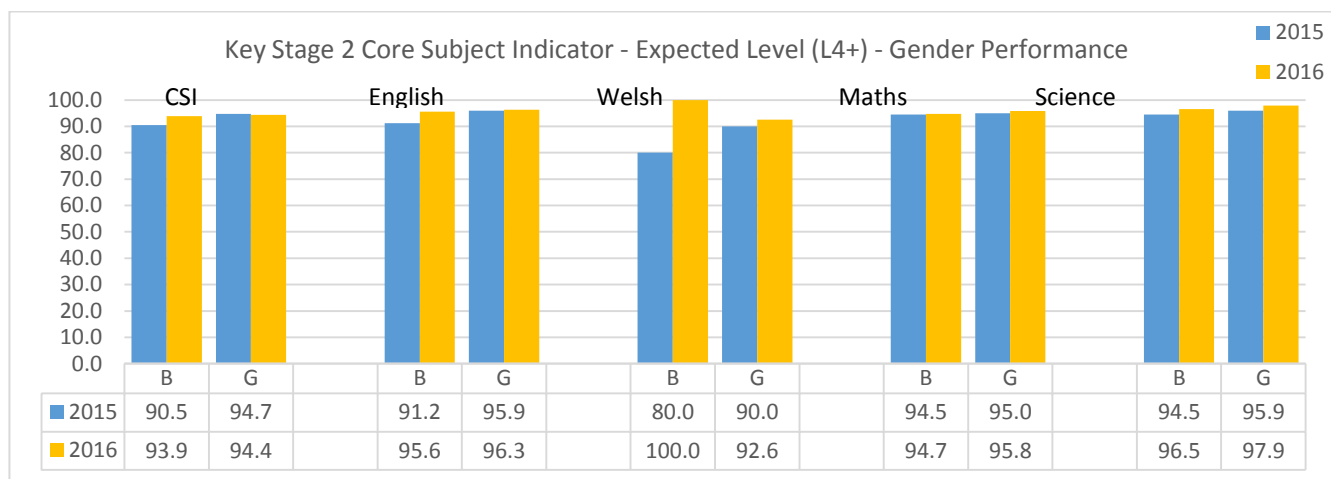
In contrast to Foundation Phase, the gap in attainment between boys and girls decreased for 3 of the 5 indicators at the expected level (L4+) in Monmouthshire, with the gap in Science staying consistent at 1.4 percentage points (pp). Maths was the only indicator see the gap widen, although minimally, from a gap of 0.5pp in 2015 to 1.0pp in 2016. Despite both boys and girls seeing a rise in their figures, the gap has widened due to a slightly better improvement by girls (0.8pp rise as opposed to a 0.2pp rise for boys).

Although the gap in attainment closed for Welsh, the roles have reversed with boys now outperforming girls by 7.4 percentage points (pp). This is due to a 20.0pp rise in the performance of boys from 2015 (80% compared to 100% in 2016). Girls performance in Welsh is also the only

gender figure where it is less than that of Wales, with Monmouthshire's girls scoring 0.8pp lower than that of Wales. In all other indicators girls outperformed boys.

Welsh is also the only indicator in Monmouthshire to see the attainment gap larger than that of Wales, with the national figure of 5.2 being 2.2pp lower than that of Monmouthshire.

The attainment gap also closed in English and the Core Subject Indicator (CSI). With the gaps in English and CSI now under 1.0 percentage point (0.6 and 0.5 respectively). Science saw a consistent 2.0 percentage point increase in performance for both boys and girls and therefore the attainment gap has remained static at 1.4.



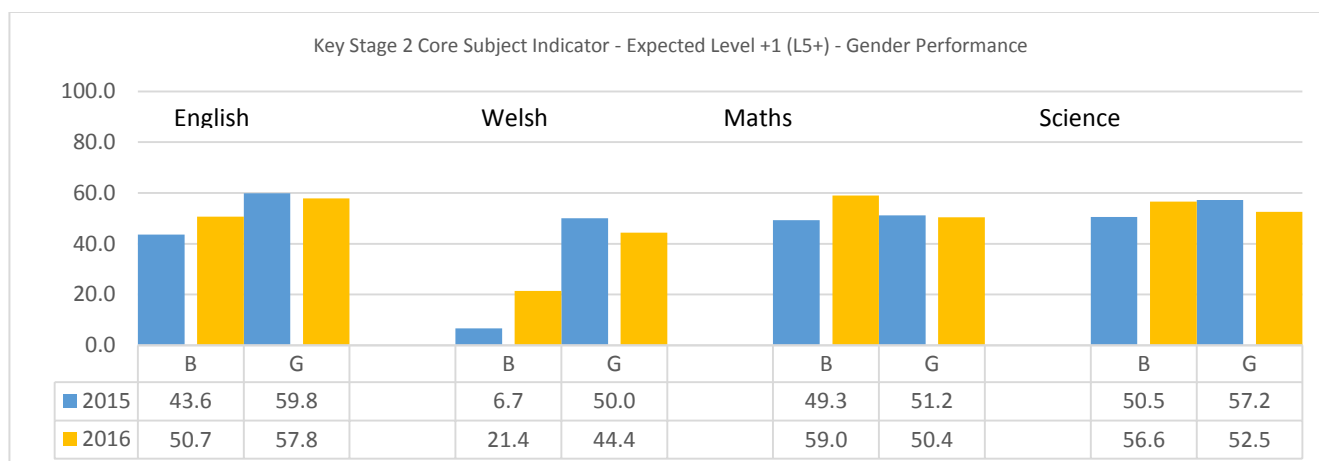
Expected Level +1 (Level 5)

The attainment gap between genders closed in all but one indicator for the expected level +1. Interestingly, boys outperformed girls in 2 of the 4 indicators also.

Maths was the only subject to see a widening of the attainment gap, expanding from 1.9 percentage points (pp) in 2015 to 8.6pp in 2016. This is a consequence of the girls performance dropping by 0.8pp whereas the performance of boys increased by 9.7pp.

Welsh saw a significant closing of the attainment gap, from 43.3pp in 2015 to 23.0pp in 2016. The performance of girls dropped by 5.6pp in this period, however the major contributor to the gap closing is the increase of boys performance from 6.7% to 21.4%, an increase of 14.7 percentage points.

The performance of Girls at this level dropped in every subject; however, the figures are still higher than those across Wales. Boys' performance increased in every subject compared to 2015, with increases of over 6pp to be seen in each subject.

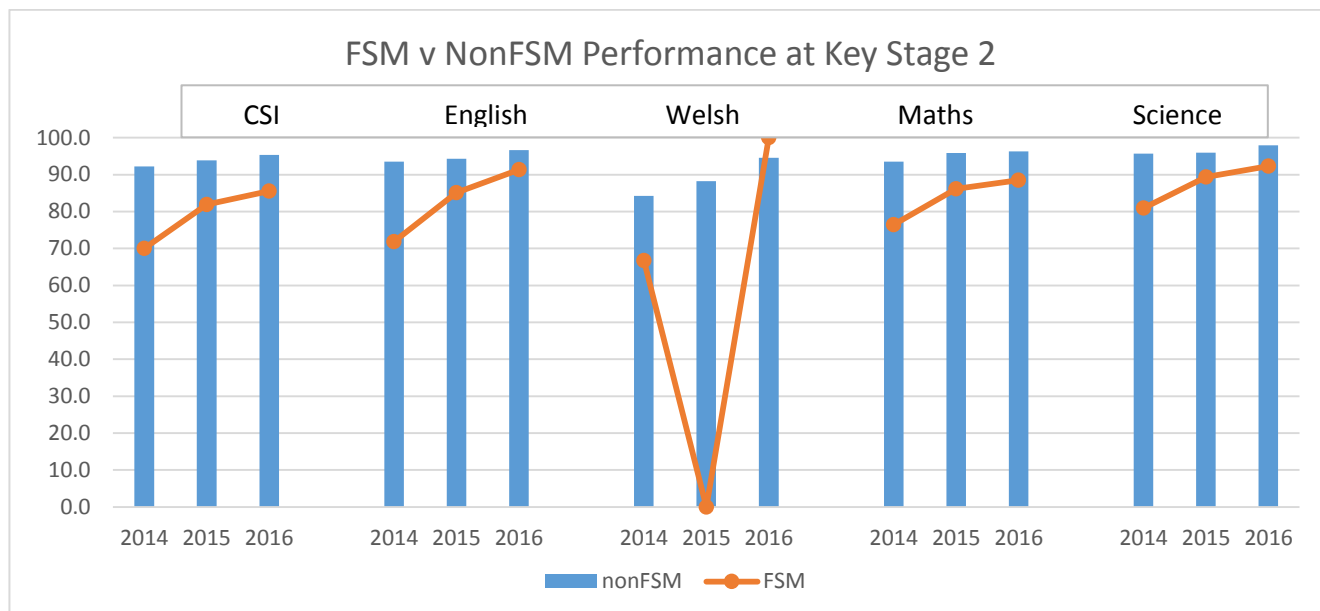


Key Stage 2 – Free School Meals

Expected Level (Level 4+)

2016 has seen the attainment gap between FSM and non-FSM performance close for each indicator. Performance for non-FSM pupils have increased year on year since 2014, whilst in all indicators apart from Welsh this is also the case for FSM pupils. Performance for FSM pupils studying Welsh has however increased from 0 in 100% in the year to 2016.

This trend is also reflected in the attainment gap, with figures the lowest for 3 years. Each gap is now below 10%, with CSI having the biggest difference of 9.8 %.



FSM

	CSI	English	Welsh	Maths	Science
2014	70.0%	71.8%	66.7%	76.4%	80.9%
2015	81.9%	85.1%	0%	86.2%	89.4%
2016	85.6%	91.3%	100%	88.5%	92.3%

Non-FSM

	CSI	English	Welsh	Maths	Science
2014	92.2%	93.5%	84.2%	93.5%	95.7%
2015	93.8%	94.3%	88.2%	95.8%	96.0%
2016	95.3%	96.6%	94.6%	96.2%	97.9%

2016 Welsh Local Authority Performance at the Expected Level (Level 4+)

CSI	%
Monmouthshire	94.1
Vale of Glamorgan	92.7
Caerphilly	90.4
Powys	90.2
Flintshire	90.1
Torfaen	89.9
Gwynedd	89.8
Cardiff	89.5
Isle of Anglesey	89.4
Merthyr Tydfil	89.2
Carmarthenshire	89.0
Newport	88.8
Ceredigion	88.7
Denbighshire	88.6
Rhondda Cynon Taf	88.5
Swansea	88.2
Bridgend	87.9
Wrexham	87.7
Pembrokeshire	87.1
Conwy	86.8
Blaenau Gwent	85.8
Neath Port Talbot	84.9
Wales	88.6
South East Wales	89.9

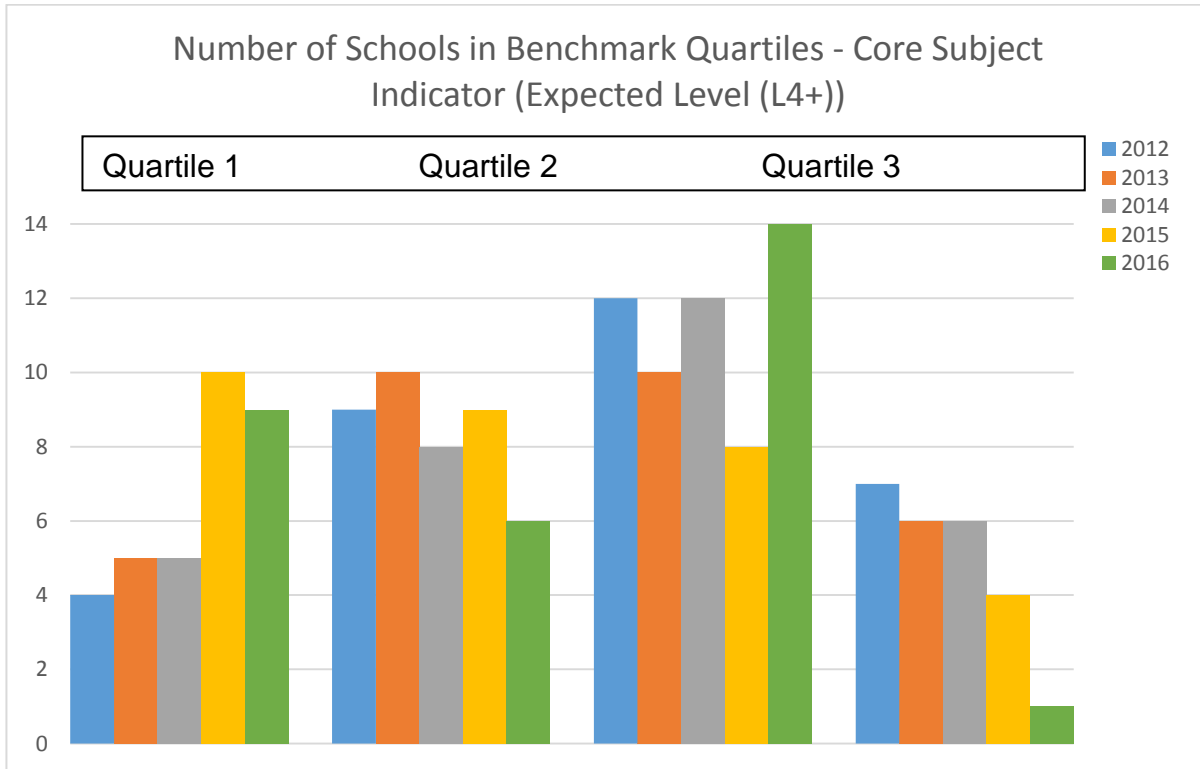
English	%
Monmouthshire	95.9
Vale of Glamorgan	93.8
Caerphilly	92.4
Newport	91.7
Powys	91.5
Flintshire	91.2
Carmarthenshire	91.1
Merthyr Tydfil	91.1
Torfaen	91.1
Cardiff	91.0
Gwynedd	90.9
Denbighshire	90.2
Isle of Anglesey	90.1
Ceredigion	90.1
Rhondda Cynon Taf	90.0
Wrexham	90.0
Swansea	90.0
Pembrokeshire	89.8
Bridgend	89.7
Conwy	88.1
Blaenau Gwent	87.6
Neath Port Talbot	87.0
Wales	90.3
South East Wales	91.9

Welsh	%
Torfaen	97.9
Cardiff	96.1
Vale of Glamorgan	95.8
Powys	95.6
Merthyr Tydfil	95.5
Monmouthshire	95.1
Newport	94.6
Bridgend	94.3
Rhondda Cynon Taf	93.9
Neath Port Talbot	93.4
Swansea	93.2
Wrexham	92.5
Caerphilly	91.8
Denbighshire	90.5
Ceredigion	89.5
Gwynedd	89.2
Carmarthenshire	88.5
Isle of Anglesey	88.0
Conwy	87.3
Pembrokeshire	84.5
Flintshire	84.3
Blaenau Gwent	81.8
Wales	90.8
South East Wales	93.1

Maths	%
Monmouthshire	95.2
Vale of Glamorgan	94.6
Flintshire	92.3
Powys	92.1
Caerphilly	92.0
Merthyr Tydfil	92.0
Carmarthenshire	91.7
Gwynedd	91.5
Cardiff	91.4
Torfaen	91.4
Newport	91.3
Rhondda Cynon Taf	91.3
Denbighshire	91.2
Isle of Anglesey	91.2
Ceredigion	90.6
Wrexham	90.3
Bridgend	90.2
Conwy	90.0
Pembrokeshire	90.0
Swansea	89.9
Neath Port Talbot	88.4
Blaenau Gwent	88.0
Wales	91.0
South East Wales	91.7

Science	%
Monmouthshire	97.2
Vale of Glamorgan	95.1
Gwynedd	93.3
Caerphilly	93.2
Newport	93.2
Isle of Anglesey	92.9
Powys	92.9
Carmarthenshire	92.8
Flintshire	92.8
Denbighshire	92.7
Torfaen	92.7
Rhondda Cynon Taf	91.6
Ceredigion	91.6
Cardiff	91.6
Bridgend	91.5
Merthyr Tydfil	91.4
Pembrokeshire	91.2
Wrexham	90.8
Conwy	90.7
Swansea	90.6
Blaenau Gwent	89.2
Neath Port Talbot	88.4
Wales	91.7
South East Wales	93.2

Benchmark Quartiles for the Core Subject Indicator (Expected Level (L4+))



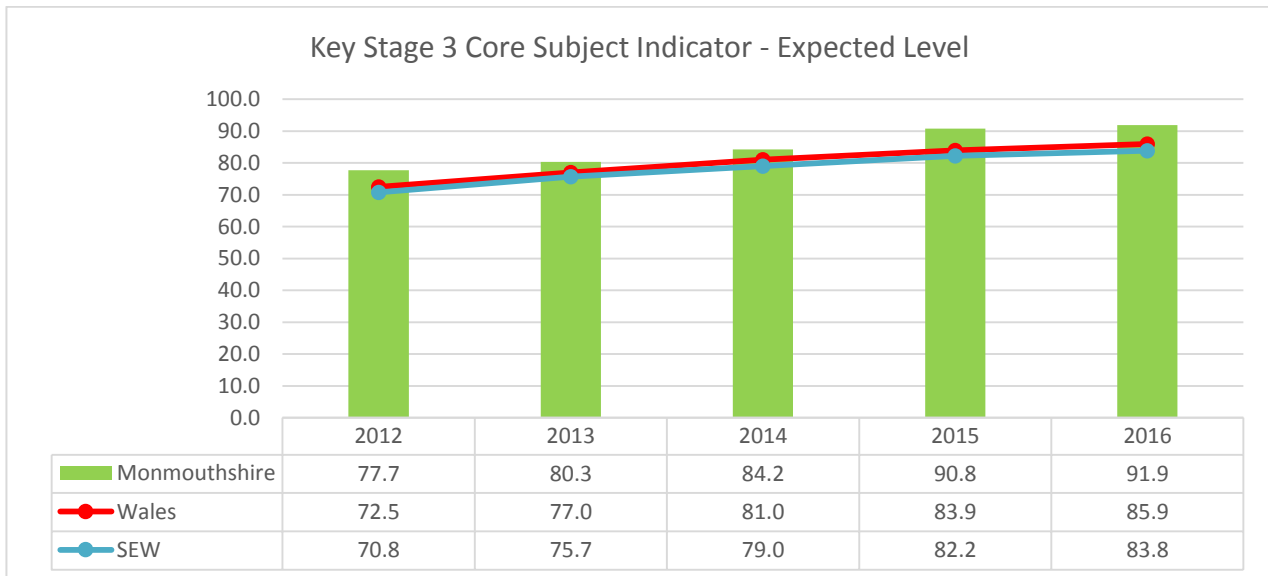
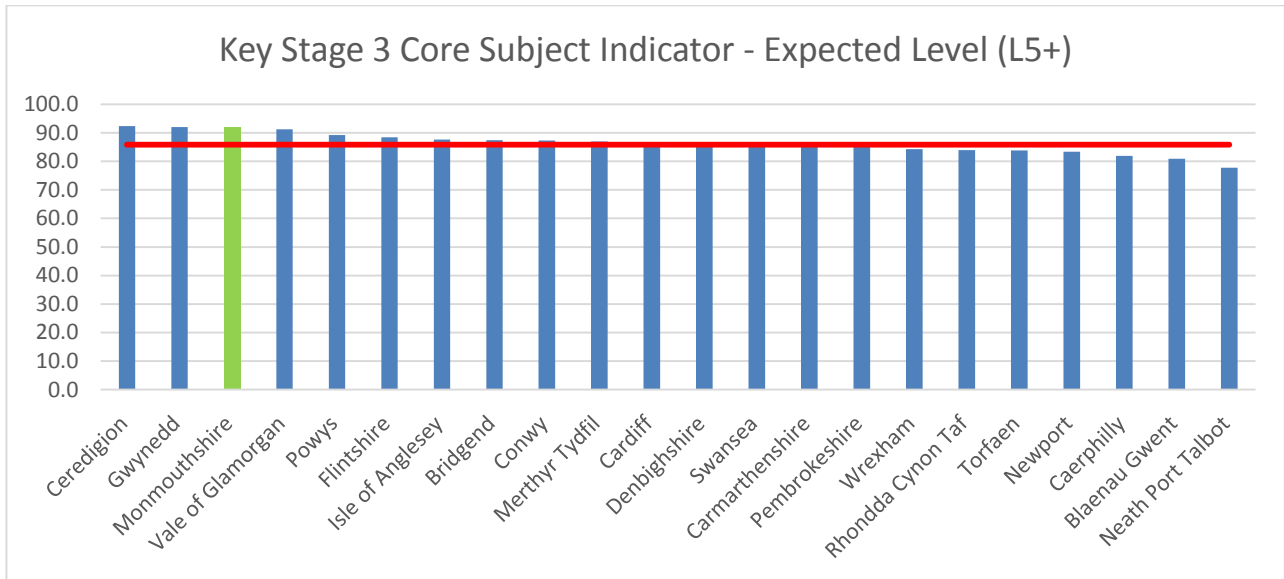
	Quartile 1	Quartile 2	Quartile 3	Quartile 4
2012	4	9	12	7
2013	5	10	10	6
2014	5	8	12	6
2015	10	9	8	4
2016	9	6	14	1

Key Stage 3

Expected Level (Level 5+)

Monmouthshire saw an increase in the Core Subject Indicator for Key Stage 3, rising by 1.1 percentage points (pp) to 91.9%. This figure remains comfortably above the South East Wales figure of 83.8% and the Wales figure of 85.9%, both of which saw increases of 2.0pp and 1.6pp respectively.

Despite seeing an increase, Monmouthshire dropped in the rankings in Wales to 3rd, from the 2nd place achieved in 2015. Gwynedd remain above Monmouthshire in 2nd place (1st last year) although the gap has closed to 0.1pp, with Ceredigion top (3rd last year) on 92.3%.

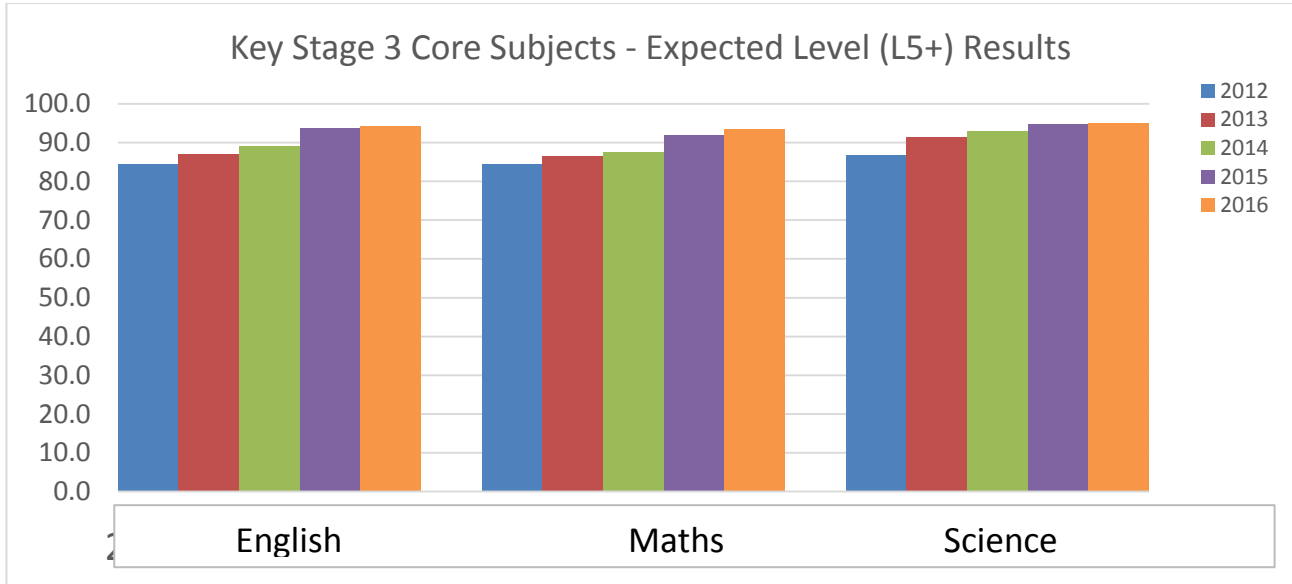


2016 saw increases in each core subject at Key Stage 3. Maths saw the largest increase, with the 2015 figure improving by 1.6 percentage points (pp) to 93.6% - 3.5pp above the Welsh figure and 4.6pp above the South East Wales figure.

Science performance improved by 0.2 percentage points (pp) to push it above 95% to 95.1%. Wales and South East Wales saw a larger increase in Science scores, but Monmouthshire are still outperforming them.

Monmouthshire's English scores improved by 0.5 percentage points (pp) to 94.2%. This places Monmouthshire 5pp above Wales and 6.7pp above South East Wales.

Despite scores increasing, Monmouthshire have fallen down the Welsh local authority rankings in 3 of the 4 indicators, whilst increasing to 3rd in Maths.



Expected Level (Level 5+)	Core Subject Indicator	English	Maths	Science
Monmouthshire 2016	91.9%	94.2%	93.6%	95.1%
Target 2016	93.3%	94.5%	94.5%	95.5%
South East Wales 2016	83.8%	87.5%	89.0%	91.5%
Wales 2016	85.9%	89.2%	90.1%	92.8%
Monmouthshire 2015	90.8%	93.7%	92.0%	94.9%
Wales 2015	83.9%	87.9%	88.7%	91.8%

Monmouthshire's ranking in Wales – Expected Level (L5+)

Core Subject Indicator	English	Maths	Science
	↓ 3 ^r	↑ 3 ^r d	↓ 6 th

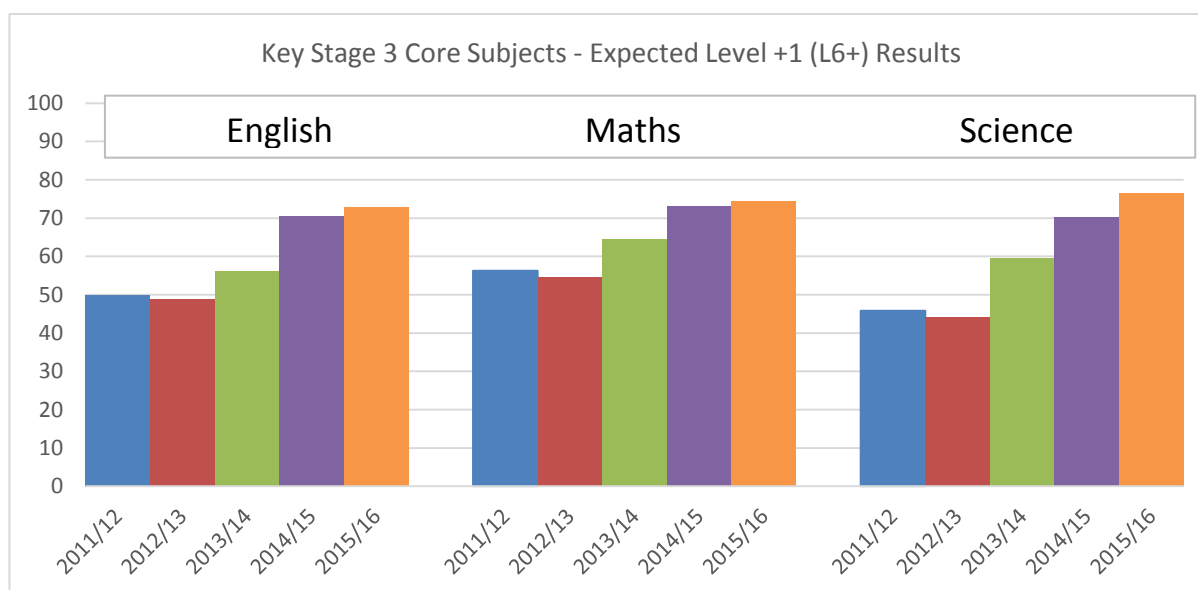
Expected Level +1 (Level 6+)

The 2016 performance has improved compared to last year and continues the trend of more Monmouthshire pupils achieving the Expected Level +1 in core subjects than the previous year.

English scores rose to 72.7%, a 2.2 percentage point increase when compared to 2015. Wales also saw an increase of 3.6 percentage points to 56.2%.

Maths scores increased slightly to 74.5% (1.5 percentage point increase), however Wales saw their scores increase by a bigger margin (3.2 percentage points).

Science scores increased from 70.2% in 2015 to 76.5% in 2016. Again, the Wales score also increased (62.9%), however by less than that of Monmouthshire (4.4 percentage point increase).



Expected Level (Level 6+)	English	Maths	Science
Monmouthshire 2016	72.7%	74.5%	76.5%
Target 2016	73.0%	75.3%	75.4%
South East Wales 2016			
Wales 2016	56.2%	62.7%	62.9%
Monmouthshire 2015	70.5%	73.0%	70.2%
Wales 2015	52.6%	59.5%	58.5%

Key Stage 3 – By Gender

Expected Level (Level 5+)


The attainment gap between boys and girls closed for 3 of the 4 indicators at Key Stage 3. With only Science seeing a widening. In the Core Subject Indicator (CSI), a 2.1 percentage point (pp) increase in the performance of boys and 0.1pp in girls saw the gap decrease from 6.3 in 2015 to 4.3 in 2016, over 3pp smaller than the figure for Wales (7.4).

Science saw a small decrease in boys performance (down 0.3 percentage points (pp) to 92.9%), whilst also seeing a 0.9pp increase in girls performance. This has seen the attainment gap widen from 3.5 in 2015 to 4.7 in 2016.

English saw boys improving on their 2015 performance by 1.5 percentage points (pp) whilst girls saw their performance drop by 0.5pp. This has however seen the gap close from 7.0 in 2015 to 4.9 in 2016.

Maths also saw a closing of the attainment gap by 2.9 percentage points (pp) to 2.0. Due mostly to the increase of 3pp in boys' performance compared to last year.

Monmouthshire remain above Wales in all performance by boys and girls across Key Stage 3.



Expected Level +1 (Level 6+)

The attainment gap between genders narrowed across the board at Key Stage 3 Level 6+ (Expected Level +1). The largest change was for English, where the gap narrowed by 2.3 (pp) percentage points.

Performance in English increased for both boys and girls compared to 2015. With boys increasing their 2015 performance by 3.4pp and girls seeing, a 1.1pp increase. These figures are higher than Wales, with a gap of 19.3pp between boys scores and 13.6pp for girls.

Maths saw the attainment gap narrow by 0.2 percentage points (pp). This is due to girls' performance increasing by 1.4pp to 75.4% whilst boys saw a greater increase of 1.6pp when comparing their 2016 performance with that of 2015. Although Wales saw an increase in both boys and girls scores, the attainment gap widened to 5.

There was a similar story in Science with the Monmouthshire attainment gap narrowing and the Wales gap increasing, although both boys and girls saw an increase in performance in Monmouthshire and Wales. Monmouthshire boys scores are up to 73.7% from 66.6%, and girls scores are up by 5.5 percentage points to 79.5%.

Children and Young People's Select Committee				
Meeting Date	Subject	Purpose of Scrutiny	Responsibility	Type of Scrutiny
3rd November 2016	Budget Monitoring Report Month 6	To review the financial situation for the directorate, identifying trends, risks and issues on the horizon with overspends/underspends).	Mark Howcroft	Budget Monitoring
	Welsh Education Strategic Plan	To review and agree the content of Monmouthshire strategic plan for Welsh Medium Education prior to consultation.	Matt Jones / Debbie Morgan	Pre-decision Scrutiny
	Annual Complaints Report	Scrutiny of the report for Children's Services for 2015-16	Annette Evans	Performance Monitoring
	School Budgets	Presentation on the process for schools in a deficit budget and recovery plans (committee request).	Nikki Wellington	Performance Monitoring
	Quarter 2 Performance Report 2016/17	Scrutiny of the latest position.	Will Mclean	Performance Monitoring
22nd November at 10am Special Joint Select with CYP	Social Services and Well-being Act (Part 11)	To scrutinise the work undertaken with the Prison Service to implement part 11 of the Social Services Act (to follow the national workshop on the first 6 months of implementation of the act).	Claire Marchant Bernard Boniface	Performance Monitoring
	CYP chief officer report	- To self-evaluate the performance of the directorate against the 2015 chief officer report - To provide the vision and priorities in 2016	Will Mclean	Performance Monitoring
	School Performance	To review the latest school examination results.	Sharon Randall Smith	Performance Monitoring

Children and Young People's Select Committee				
Meeting Date	Subject	Purpose of Scrutiny	Responsibility	Type of Scrutiny
8 th December 2016	Play provision	Evaluation report on summer play scheme provision.	Matthew Lewis	Performance Monitoring
	EAS Commission Report	Discussion on the impact of the service over the past year and the future priorities for next year.	Sharon Randall Smith	Performance Monitoring
	Discussion on new Qualifications	To discuss the new range of qualifications for the forthcoming year and the impact.	Sharon Randall Smith	Performance Monitoring
12 th January 2017	Budget Scrutiny	Scrutiny of the budgetary proposals for 2017-2018.	Joy Robson	Budget Scrutiny
Special Joint Meeting of all Select Committees 24 th January 2017	Alternative Service Delivery Model	Joint Select Committee Meeting to consider the draft business case together with information requested at the meeting on 19 th September 2016.	Ian Saunders Cath Fallon	Pre-decision Scrutiny
Joint Meeting with CYP 6 th February 2017 (am)	Population Needs Assessment	To consider the draft population needs assessment for Monmouthshire in line with the requirement to produce a well-being assessment (Future Generations Act 2015)	Matthew Gatehouse	Policy Development
16 th February 2017	Budget Monitoring report Month 9	To review the financial situation for the directorate, identifying trends, risks and issues on the horizon with overspends/underspends).	Mark Howcroft	Budget Monitoring

Children and Young People's Select Committee				
Meeting Date	Subject	Purpose of Scrutiny	Responsibility	Type of Scrutiny
	Funding Changes to the schools funding formula	To agree the proposed changes to the school funding formula.	Nikki Wellington / Andrew Evans	Pre-decision Scrutiny
23 rd March 2017	TBC			
20 th April 2017	TBC			

Standing /Future Items for Scrutiny:

- x **CYP Self-evaluation - continued scrutiny**
- x **Monmouthshire's strategic plan for Education (All Schools Strategy / ESR)**
- x **ALN Review**
- x **Home to School Transport** - Cross party advisory panel established, recommendations to be considered by select and their feedback incorporated into the consultation process. Operations directorate.
- x **Corporate Parenting Report** - Annual scrutiny together with discussion on the issues, actions proposed and strategies in place to manage placements and reduce MCC's dependency upon external agencies.
- x **Review of Collaborative Arrangements** - proposed reduction in spending on 16-17 and 17-18.
- x **Youth Offending Service Report**
- x **Acorn And Flying Start**
- x **Position on the finances of the schools**
- x **EAS Annex**
- x **Feedback from Joint Executive Group**

This page is intentionally left blank